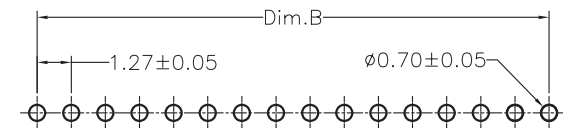


Specifications:

Current Rating:1.0A AC/DC
 Voltage Rating:50V AC/DC
 Contact Resistance:20m ohm. max.
 Insulation Resistance:500M ohm. Min.
 Withstanding Voltage:500V AC For One Minute
 Operating Temperature Range:-25°C to +105°C
 Material and Finish:
 Insulator:High Temp. Plastic(Nylon 9T UL94V-0)
 Insulator Color:Black
 Contact:Brass
 Plating:Gold Plated

Poles	DIM:(mm)		Poles	DIM:(mm)		Poles	DIM:(mm)		Poles	DIM:(mm)	
	A	B		A	B		A	B		A	B
2	2.54	1.27	15	19.05	17.78	28	35.56	34.29	41	52.07	50.80
3	3.81	2.54	16	20.32	19.05	29	36.83	35.56	42	53.34	52.07
4	5.08	3.81	17	21.59	20.32	30	38.10	36.83	43	54.61	53.34
5	6.35	5.08	18	22.86	21.59	31	39.37	38.10	44	55.88	54.61
6	7.62	6.35	19	24.13	22.86	32	40.64	39.37	45	57.15	55.88
7	8.89	7.62	20	25.40	24.13	33	41.91	40.64	46	58.42	57.15
8	10.16	8.89	21	26.67	25.40	34	43.18	41.91	47	59.69	58.42
9	11.43	10.16	22	27.94	26.67	35	44.45	43.18	48	60.96	59.69
10	12.70	11.43	23	29.21	27.94	36	45.72	44.45	49	62.23	60.96
11	13.97	12.70	24	30.48	29.21	37	46.99	45.72	50	63.50	62.23
12	15.24	13.97	25	31.75	30.48	38	48.26	46.99			
13	16.51	15.24	26	33.02	31.75	39	49.53	48.26			
14	17.78	16.51	27	34.29	33.02	40	50.80	49.53			



PCB LAYOUT

RoHS Compliant



煜倫股份有限公司

www.morethanall.com

DRAWING BY CY

CHECKED BY GENIUS

UNIT/ mm SCALE 1:1


DATE

SIZE A4

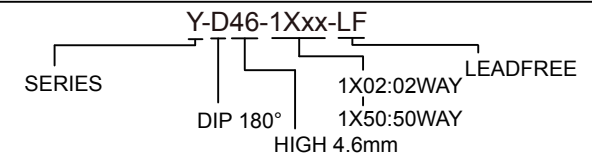
TOLERANCES ARE

X, ±
 .X ± 0.20
 .XX ± 0.15
 .XXX ±
 ANG ±

PJECTION



ORDER INFORMATION



DESCRIPTION: 1.27mm PCB Socket 4.6mm Height