

PCB Layout  
(Top View) PCB Edge

**Material and Finish**

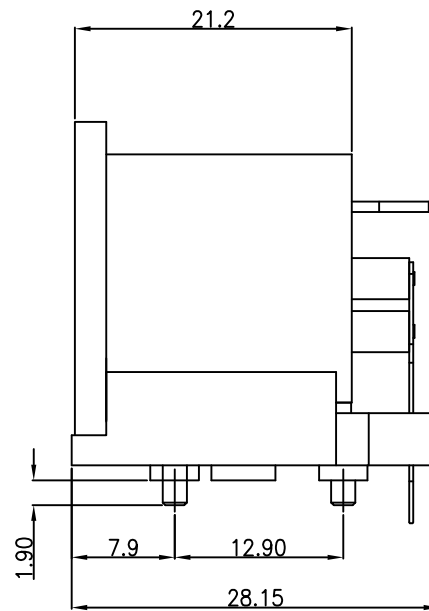
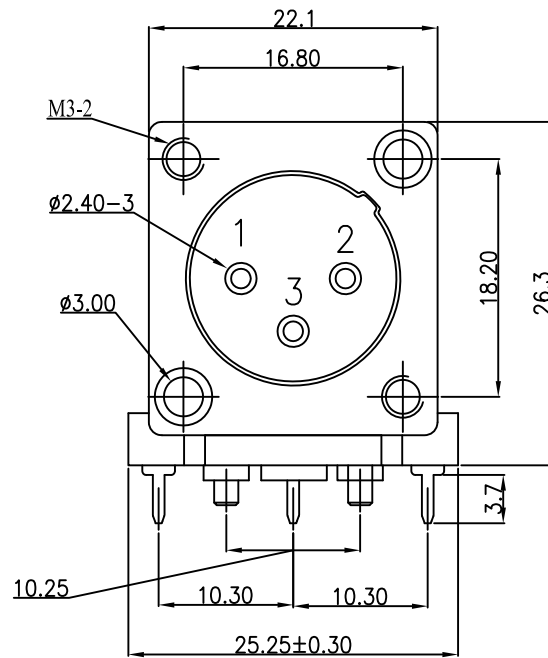
- Housing:
  - Base: PBT (UL94V-0), Black.
  - Body: PBT (UL94V-0), Gray.
- Terminal: Copper Alloy ( $\phi=2.40\text{mm}$ ), Silver Plating.  
Phosphor Bronze ( $t=0.30\text{mm}$ ), Tin Plating.
- Shield: Zinc Alloy.

**Electrical Characteristics**

- Voltage Rating: 24V DC
- Current Rating: 15 Amp. Max..
- Dielectric Withstand Voltage:  
500V AC RMS for 1 Mintue.
- Insulation Resistance: 500M Ohms Min. at 500V DC.

**Mechanical Characteristics**

- Operating Temperature:  $-25^{\circ}\text{C} \sim +85^{\circ}\text{C}$



**RoHS Compliant**

TOLERANCES ARE

**MORETHANALL**  
PCB CONNECTORS  
Cable ASSEMBLIES

DRAWING BY CY

X. ±

CHECKED BY GENIUS

.X ±

UNIT / mm

SCALE 1 : 1

.XXX ±

DATE

ANG ±

**煜倫股份有限公司**

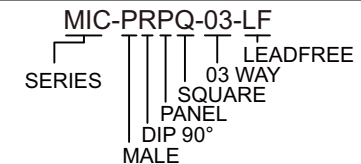
[www.morethanall.com](http://www.morethanall.com)

SIZE A4

PJECTION



**ORDER INFORMATION**



DESCRIPTION: Microphone (XLR) Connector , Male PCB Mount Right Angle, 3 Pins