NOTES:

*Material

Housing: Nylon46+30%G.F, UL 94V-0 Rated. Color: Black.
Contact: Brass(C2680 H)
Plating: Gold plating over Nickel on contact
Area; Tin plating on solder tail.

*Mechanical

Insertion Force: 1.15N max per contact pair;
Withdrawal Force: 0.15N min per contact pair;
Contact Retention Force: 4.9N min per contact;

*Electrical Specification

Contact Resistance : 30 Milliohms Max.
Current Resistance : 1.1 Ampere
Insulation Resistance : 1000 Megohms Min, At 500V AC.

*Environmental

Operating Temperature : -55°c to +105°c

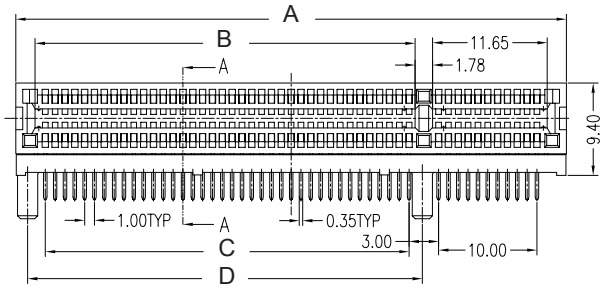

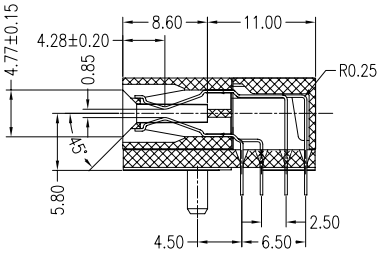

SECT:A-A

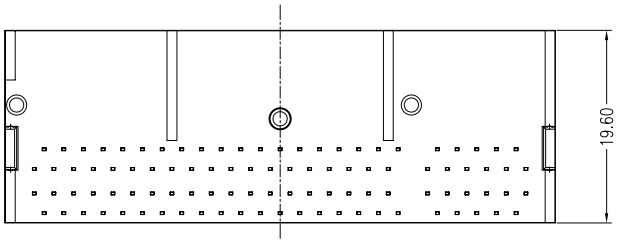

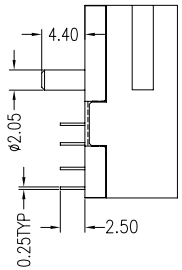

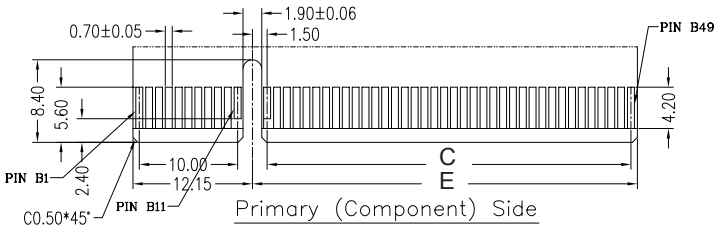

Primary (Component) Side

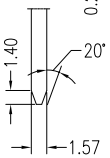

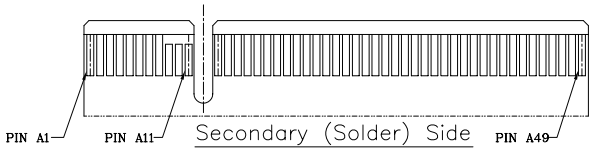

Secondary (Solder) Side

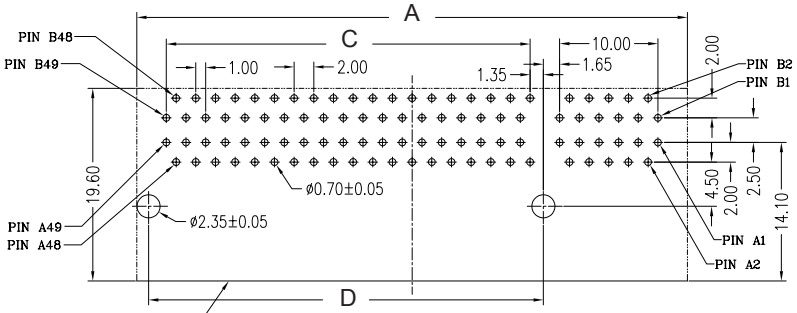

PCB LAYOUT
TOP VIEW

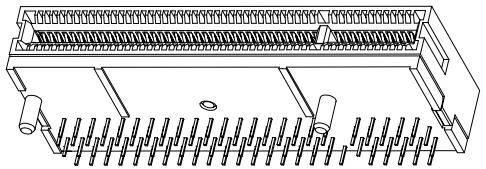

3D VIEW

NO. of PIN	DIM A	DIM B	DIM C	DIM D	DIM E
280	147.0	129.65	128.0	131.15	130.15
164	89.0	71.65	70.0	73.15	72.15
98	56.0	38.65	37.0	40.15	39.15
64	39.0	21.65	20.0	23.15	22.15
36	25.0	7.65	6.0	9.15	8.15

RoHS Compliant

MORETHANALL
PCB CONNECTORS
Cable ASSEMBLIES
煜倫股份有限公司
www.morethanall.com

DRAWING BY CY		TOLERANCES ARE
CHECKED BY GENIUS		X. ±
UNIT / mm	SCALE 1 : 1	.X ± 0.20
		.XX ± 0.10
DATE		.XXX ±
		ANG ±
SIZE A4	PPOJECTION	



ORDER INFORMATION

PCIX-R-xxx-LF

SERIES
DIP 90°
036~280WAY
LEADFREE

DESCRIPTION: PCI EXPRESS R/A DIP TYPE 98P CRT