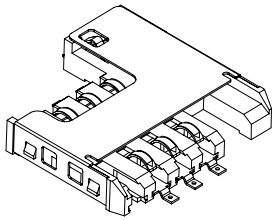

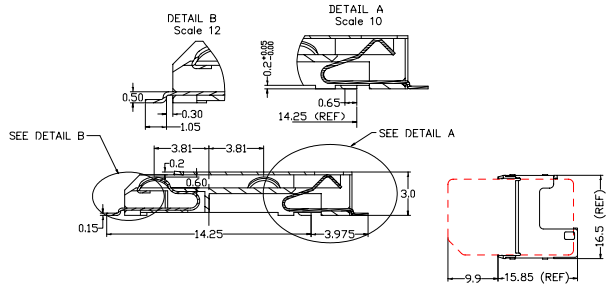

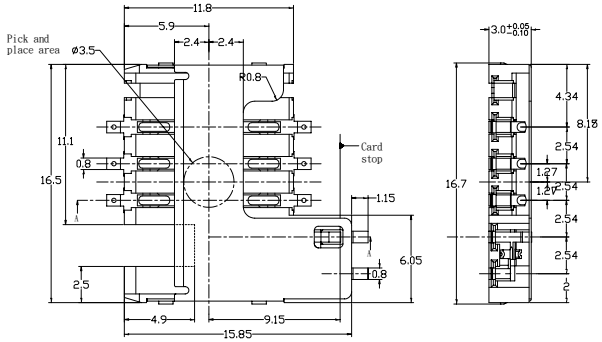

Unit: mm; Tolerances: ±0.10mm
Mechanical outline dimension

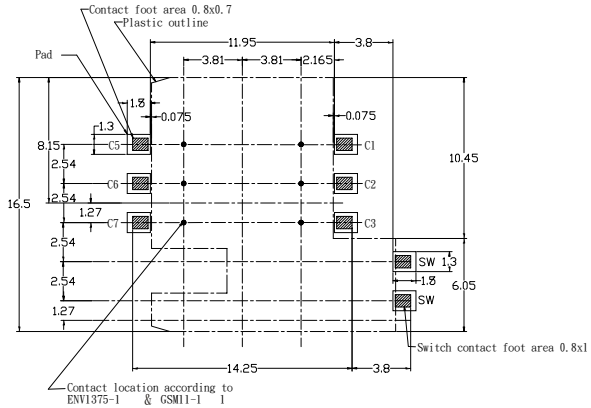

Unit: mm; Tolerances: ±0.10mm
Reference dimension for PCB Layout

TECHNICAL CHARACTERISTICS

1. General Characteristics
   - Dimensions: 15.85L x16.50 W x 3.00H mm
   - Weight: Approx. 0.70 g
   - Contact principle: Friction technology
   - Operating position: Shaft up / Down / Horizontal
   - Mounting System: SMT without post
   - Durability: 10,000 cycles min.
2. Mechanical Characteristics:
   - Insulation material: Thermoplastic, UL 94V-0
3. Electrical Characteristics
   - Number of contacts: 6 pins
   - Contact resistance: 50 mOhm typical, 100 m Ohm max.
   - Insulation resistance: > 1000 M OHM / 500 VDC
   - Switch type: Blade
   - Operation: Normally open
4. Solderability
   - Wave: Not applicable
   - Vaporphase: 215 C, 30 sec. Max.
   - IR reflow: 230 C, 15 sec. Max.
   - Manual soldering: 360 C, 3 sec. Max.
5. Environmental Characteristics
   - Operating temperature: - 40 C ~ + 85 C
   - Operating humidity: 10 % ~ 95 % RH
   - Storage temperature: - 40 C ~ + 85 C
   - Storage humidity: 10 % ~ 95 % RH
   - Thermal shock: - 40 C ~ + 85 C, 5 cycles
   - Damp Heat: 40 C, 90 % RH, 500HR.
   - Salt-mist: 35 C, 5%, NaCl , 48H.

RoHS Compliant

MORETHANALL PCB CONNECTORS Cable ASSEMBLIES
煜倫股份有限公司
www.morethanall.com

DRAWING BY CY		TOLERANCES ARE
CHECKED BY GENIUS		X. ±
UNIT / mm	SCALE 1 : 1	.X ±
		.XX ±
DATE		.XXX ±
		ANG ±
SIZE A4	PPOJECTION	



ORDER INFORMATION

SCT-W1230XB-06-LF

- SERIES: 90°SMT
- HIGH 3.0mm
- PAD TO PAD 12.75mm
- NON POST
- OPEN SWITCH
- 06 WAY
- LEADFREE

DESCRIPTION: