NOTE:
1.ALL DIMENSION ARE IN MILLIMETERS,BRACKETED DIMENSIONS ARE IN INCHES.
2.GENERAL TOLERANCES MAX.±0.20mm.
3.PUSH OF STROKE:0.8mm.

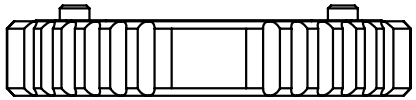

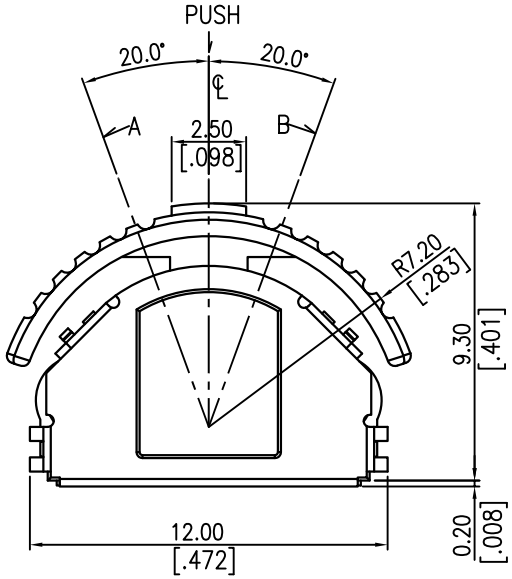



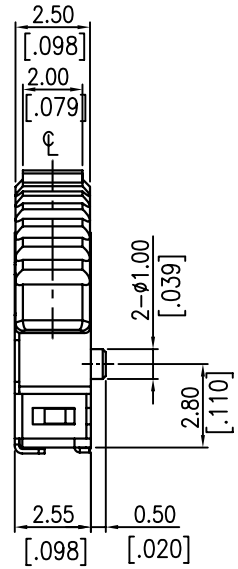

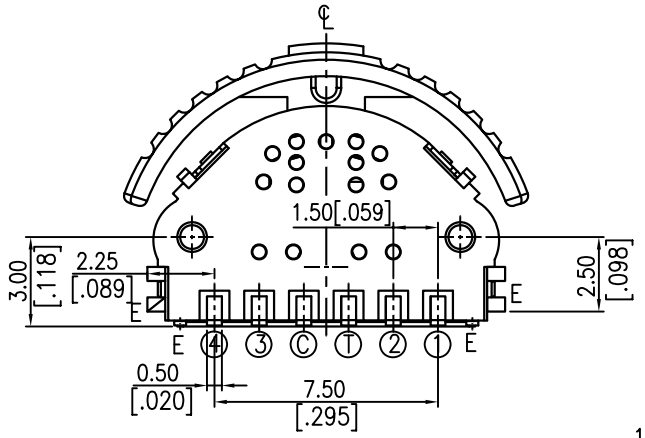

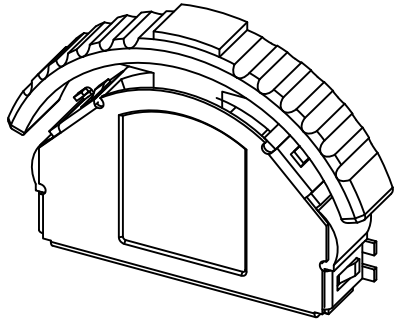

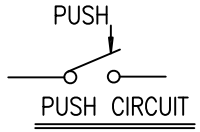

ANGLE / TERMINAL NO.	A 20°	A (16°)	A (8°)	B (8°)	B (16°)	B 20°
①	■	■				
②	■					
③						■
④					■	■
Ⓒ	■	■	■	■	■	■

* E : ERTHING TERMINAL
* ■ : ON POSITION

CIRCUIT DIAGRAM

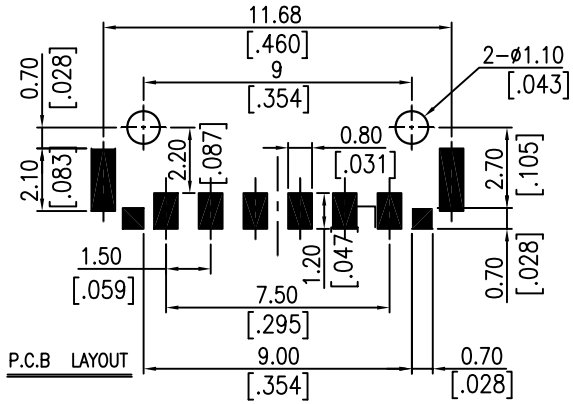

P.C.B LAYOUT

RoHS Compliant

MORETHANALL PCB CONNECTORS Cable ASSEMBLIES
煜倫股份有限公司
www.morethanall.com

DRAWING BY CY		TOLERANCES ARE
CHECKED BY GENIUS		X. ±
UNIT / mm	SCALE 1 : 1	.X ±
		.XX ±
DATE		.XXX ±
		ANG ±
SIZE A4	PPOJECTION	



ORDER INFORMATION

PLS-WP-06-LF
SERIES
POST 90°SMT
06 WAY
LEADFREE

DESCRIPTION: PLJG Assembly (Push Lever SW. Type)