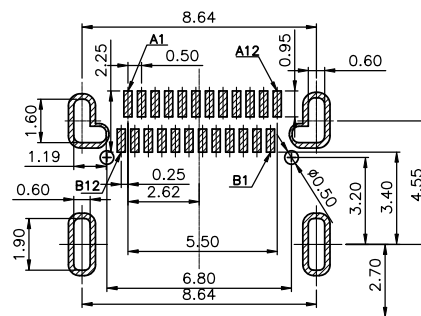
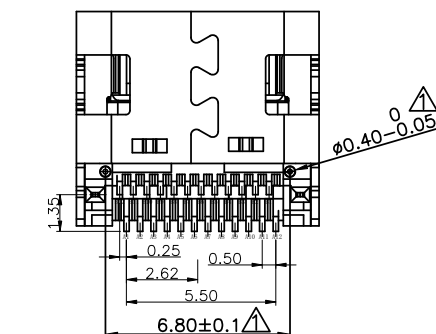
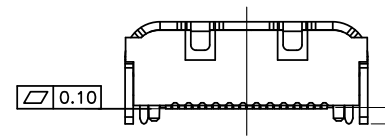
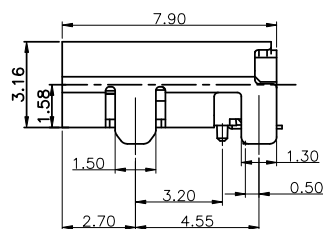
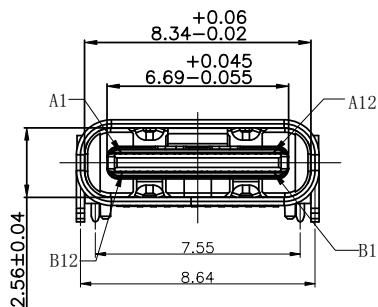
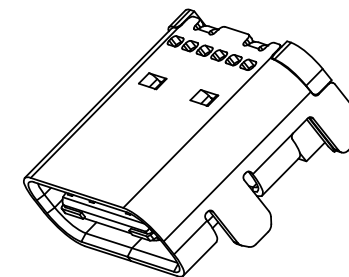


ITEM 項目	PARTS NAME 零件名稱	Q'TY 數量	MATERIAL 材質	FINISH/REMARK 處理/備註
1	Insemold housing	1	SYNTHETIC RESIN	Black(UL94V-0)
2	CONTACT	1	COPPER ALLOY	GOLD 5U" ON CONTACT AREA, 100u" Min TIN ON SOLDER AREA,Ni:50u"
3	SHELL	1	STAINLESS	Ni:60u"
4	Shield	1	STAINLESS	-



RECOMMENDED P.C.B. LAYOUT
TOLERANCE UNSPECIFIED ±0.05mm

A1	GND	B12	GND
A2	SSTXP1	B11	SSRXP1
A3	SSTXN1	B10	SSRXN1
A4	VBUS	B9	VBUS
A5	CC1	B8	SBU2
A6	DP1	B7	DN2
A7	DN1	B6	DP2
A8	SBU1	B5	CC2
A9	VBUS	B4	VBUS
A10	SSRXN2	B3	SSTXN2
A11	SSRXP2	B2	SSTXP2
A12	GND	B1	GND
PIN	SIGNAL NAME	PIN	SIGNAL NAME

SPECIFICATION

- MATERIAL: See drawing
- STANDARD DATA
 - Rating current: 3.0A for VBUS;
0.25A for all the other contacts.
- ELECTRICAL
 - Insulator resistance: 100M ohms Min.
 - Withstanding voltage: 100 VAC / minute
 - Contact resistance: initial 40mohms Max.
after 50mohms Max.
- MECHANICAL
 - Mating force: 5~20N
 - Unmating force: Initial 8~20N
After 10000cycles 6~20N
 - Durability: 10000 cycles Min.

RoHS Compliant

TOLERANCES ARE

MORETHANALL
PCB CONNECTORS
Cable ASSEMBLIES

DRAWING BY CY

X. ± 0.50

CHECKED BY GENIUS

.X ± 0.30

UNIT / mm

SCALE 1 : 1

.XX ± 0.20

DATE

.XXX ±

ANG ± 5°

SIZE A4

PJECTION

照片框

ORDER INFORMATION

USB-SWMP8668MM-24C-LF
SERIES | LEADFREE
FEMALE | 24 PIN C TYPE
METAL PIN
METAL FOOT
METAL FOOT & POST 8.64x6.80mm
90°SMT

煜倫股份有限公司

www.morethanall.com

DESCRIPTION: USB C TYPE CONNECTOR