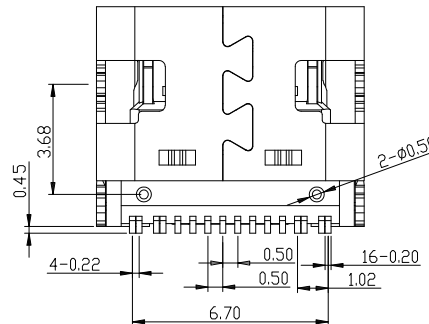
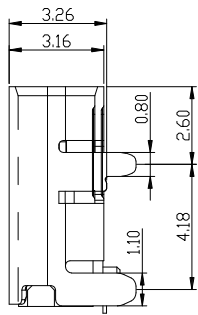
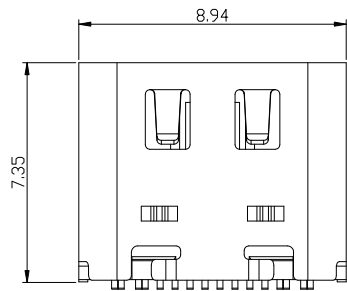


RECOMMENDED P.C.B. LAYOUT



SPECIFICATIONS

Electrical:

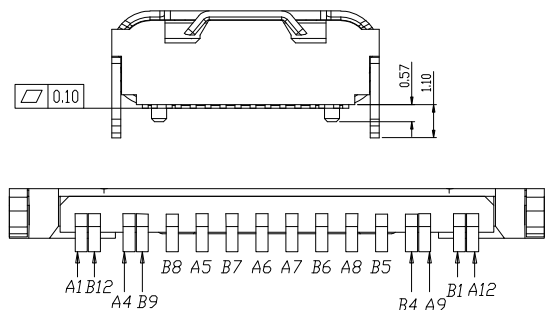
1. Dielectric Withstand Voltage: 100V AC
2. Contact Resistance: 30 mΩ Max
3. Insulation Resistance: 100 MΩ Min

Material:

1. Housing: LCP
2. Contact: Copper Alloy
3. Shell: SUS

Finish:

1. Contact: Plated Gold in Mating Area ;
Gold Plated on Solder Balls ;
Nickel under plated overall
2. Shell: Nickel under Plated surface layer



A1	GND	B12	GND
A4	VBUS	B9	VBUS
A5	CC1	B8	SBU2
A6	DP1	B7	DN2
A7	DN1	B6	DP2
A8	SBU1	B5	CC2
A9	VBUS	B4	VBUS
A12	GND	B1	GND
PIN	SIGNAL NAME	PIN	SIGNAL NAME

RoHS Compliant

TOLERANCES ARE

MORETHANALL
PCB CONNECTORS
Cable ASSEMBLIES

DRAWING BY CY

CHECKED BY GENIUS

UNIT / mm

SCALE 1 : 1

DATE

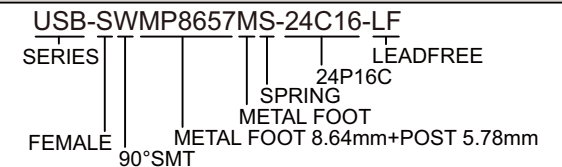
SIZE A4

PJECTION

Up to 5 ±0.2
Above 5 ~ 15 ±0.3
Above 15 ~ 30 ±0.4
Above 30 ~ 50 ±0.5
Angle ±0.3°

照片框

ORDER INFORMATION



DESCRIPTION: USB TYPE C 2.0 板上型帶彈片

煜倫股份有限公司

www.morethanall.com