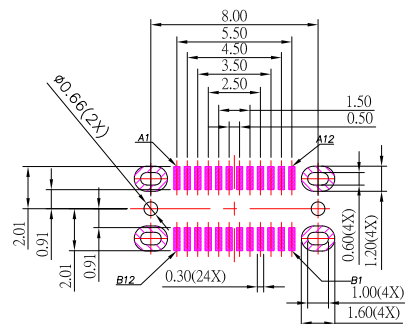
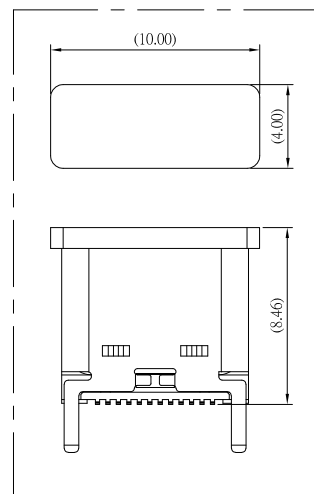


NO.	DIM A
07	0.70
17	1.70
23	2.30



P.C.B LAYOUT



SPECIFICATIONS

Electrical:

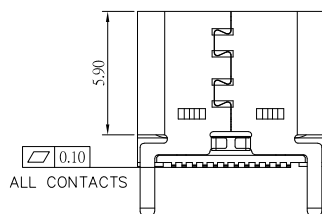
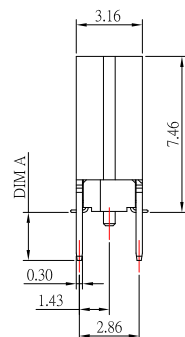
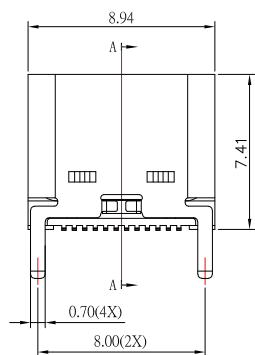
- 1.Rating: 5V ; 5.0A
- 2.Dielectric Withstand Voltage: 100V AC
- 3.Contact Resistance: 40 mΩ Max
- 4.Insulation Resistance: 100 MΩ Min

Mechanical:

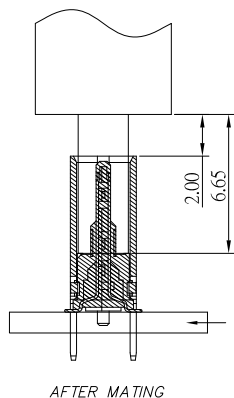
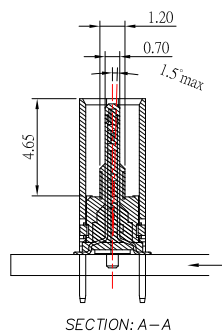
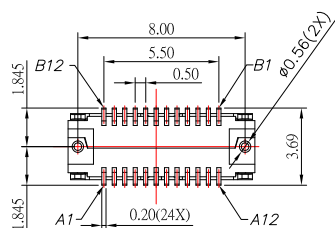
- 1.Connector Mate and Unmate Force
 - 1.1 Mate force: 5~20 N
 - 1.2 Unmate force: 8~20 N

Material:

- 1.Housing: LCP
 - 2.Contact: C1815
 - 3.Shell: SUS
- #### Finish:
- 1.Contact: Plated Gold in Mating Area ;
Gold Plated on Solder Balls ;
Nickel under plated overall
 - 2.Shell: Nickel under Plated surface layer



A1	GND	B12	GND
A2	SSTXP1	B11	SSRXP1
A3	SSTXN1	B10	SSRXN1
A4	VBUS	B9	VBUS
A5	CC1	B8	SBU2
A6	DP1	B7	DN2
A7	DN1	B6	DP2
A8	SBU1	B5	CC2
A9	VBUS	B4	VBUS
A10	SSRXN2	B3	SSTXN2
A11	SSRXP2	B2	SSTXP2
A12	GND	B1	GND
PIN	SIGNAL NAME	PIN	SIGNAL NAME



RoHS Compliant

TOLERANCES ARE

MORETHANALL
PCB CONNECTORS
Cable ASSEMBLIES
煜倫股份有限公司

DRAWING BY CY

CHECKED BY GENIUS

UNIT / mm SCALE 1 : 1

DATE

SIZE A4

Up to 5 ±0.2
Above 5 ~ 15 ±0.3
Above 15 ~ 30 ±0.4
Above 30 ~ 50 ±0.5
Angle ±0.3°

PJECTION

照片框

ORDER INFORMATION

USB-SV07xxMPMC-24C-LF
SERIES | | | | | LEADFREE
FEMALE | | | | | 24 PIN C TYPE
180°SMT | | | | | CAP
HIGH 7.46mm | | | | | METAL FOOT
POST
07M:METAL FOOT 0.7mm
17M:METAL FOOT 1.7mm
23M:METAL FOOT 2.3mm

DESCRIPTION: TYPE C FEMALE VERTICAL H7.46mm SMT TYPE

www.morethanall.com