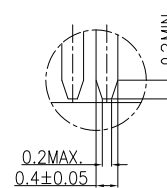


TOLERANCE: ±0.05, THICKNESS: 1.2mm
RECOMMENDED PCB LAYOUT
(TOP VIEW)



NOTE:

1. MATERIAL:

- 1.1 INSULATOR: LCP UL 94 V-0; BLACK
- 1.2 CONTACT: C5191 (T=0.20mm)
- 1.3 SHELL: SUS201 (T=0.30mm)

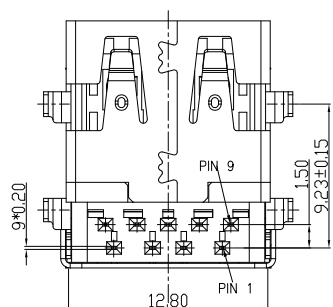
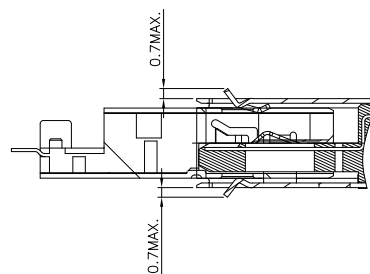
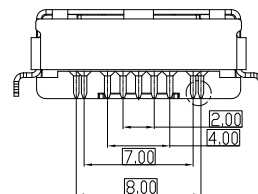
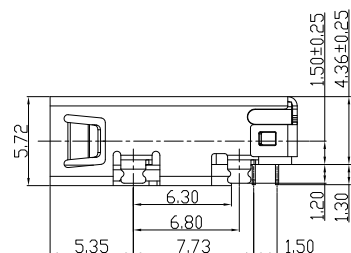
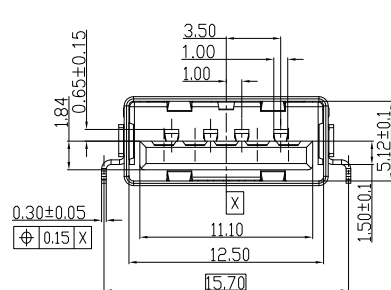
2. ELECTRICAL CHARACTERISTICS:

- 2.1 Current Rating: 1.8AMP at 250V AC
Voltage Rating: 30V
- 2.2 Insulation Resistance: 100MΩ Min
- 2.3 Contact Resistance: 30mΩ Max
- 2.4 Dielectric Withstanding Voltage: 100V AC
- 2.5 OPERATING TEMPERATURE: -40°C ~ 85°C

3. MECHANICAL CHARACTERISTICS:

- 3.1 MATING FORCE: 35 N Max
- 3.2 UNMATED FORCE: 10 N Min INITIAL;
8 N Min AFTER TEST
- 3.3 DURABILITY: 5,000 CYCLES

Pin #	SIGNAL NAME	DESCRIPTION	MATING SEQUENCE
1	VBUS	POWER	SECOND
2	D-	USB 2.0 DIFFERENTIAL PAIR	THIRD
3	D+	DIFFERENTIAL PAIR	THIRD
4	GND	GROUND FOR POWER RETURN	SECOND
5	StdA_SSRX-	SUPERSPEED RECEIVER DIFFERENTIAL PAIR	LAST
6	StdA_SSRX+	DIFFERENTIAL PAIR	
7	GND_DRAIN	GROUND FOR SIGNAL RETURN	
8	StdA_SSTX-	SUPERSPEED TRANSMITTER DIFFERENTIAL PAIR	
9	StdA_SSTX+	DIFFERENTIAL PAIR	
Shell	Shield	CONNECTOR METAL SHELL	FRIST



RoHS Compliant

TOLERANCES ARE

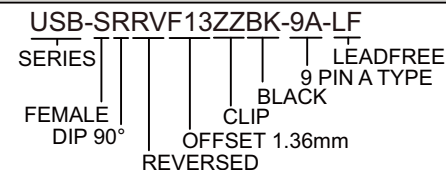
MORETHANALL
PCB CONNECTORS
Cable ASSEMBLIES
煜倫股份有限公司
www.morethanall.com

DRAWING BY CY
CHECKED BY GENIUS
UNIT / mm SCALE 1 : 1
DATE
SIZE A4 PPROJECTION

X, ±
.X ± 0.38
.XX ± 0.25
.XXX ± 0.10
ANG ±

照片框

ORDER INFORMATION



DESCRIPTION: USB 3.0 A/F DIP 90度磷銅LCP料 沉板式成品