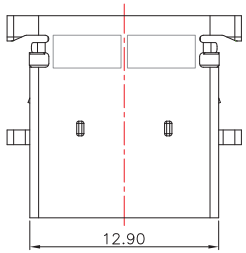

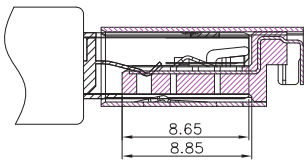

CONNECTOR MATEING

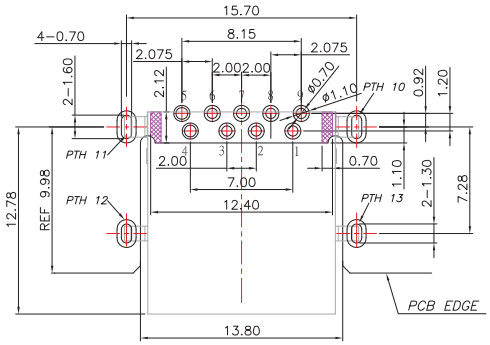

RECOMMENDED PCB LAYOUT

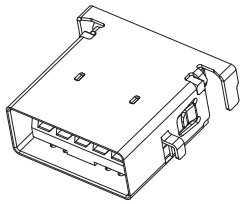

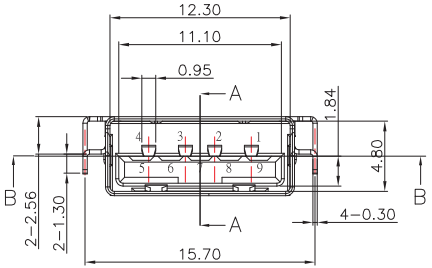

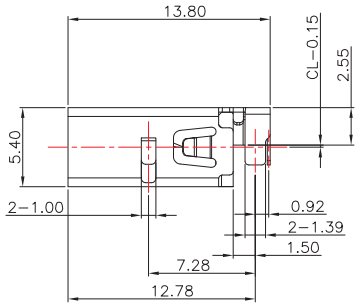

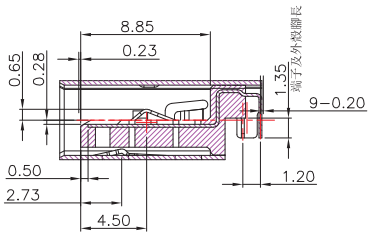

SECTION A-A

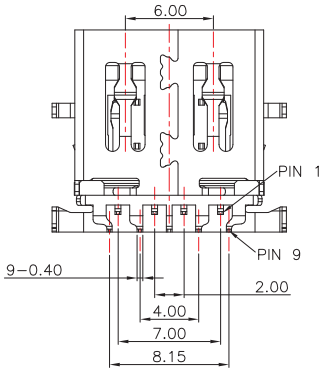

(BOTTOM VIFW)

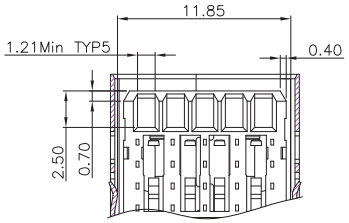

SECTION B-B

Pin #	SIGNAL NAME	DESCRIPTION	MATING SEQUENCE
1	VBUS	POWER	SECOND
2	D-	USB 2.0 DIFFERENTIAL PAIR	THIRD
3	D+		
4	GND	GROUND FOR POWER RETURN	SECOND
5	StdA_SSRX-	SUPERSPEED RECEIVER DIFFERENTIAL PAIR	LAST
6	StdA_SSRX+		
7	GND_DRAIN	GROUND FOR SIGNAL RETURN	
8	StdA_SSTX-	SUPERSPEED TRANSMITTER DIFFERENTIAL PAIR	
9	StdA_SSTX+		
Shell	Shield	CONNECTOR METAL SHELL	FRIST

NOTE:

1.MATERIAL:

1.1 Housing: Plastic,(UL94V-0)

1.2 Contact: Phosphor Bronze

1.3 Shell: SUS

2.Finish:

2.1 Contact: Plated Gold in Mating Area ;
Tin Plated on Solder Balls ;
Nickel under plated overall

2.2 Shell: Nickel under Plated surface layer

3.SPECIFICATION:

3.1 Rate: 30V DC , 1.5 A

3.2 insulator Resistance:100MΩ Min

3.3 Dielectric Strength: 500V AC

3.4 Contact Resistance: 30mΩ Max

3.5 Operation Temperature: -55°C ~ +85°C

3.6 Insertion Force: 35 N

3.7 Extraction Force: 10 N

RoHS Compliant

MORETHANALL PCB CONNECTORS Cable ASSEMBLIES

煜倫股份有限公司

www.morethanall.com

DRAWING BY CY	
CHECKED BY GENIUS	
UNIT / mm	SCALE 1 : 1
DATE	
SIZE A4	PPOJECTION

TOLERANCES ARE

Up to 5	±0.2
Above 5 ~ 15	±0.3
Above 15 ~ 30	±0.4
Above 30 ~ 50	±0.5
Angle	±0.3°

照片框

ORDER INFORMATION

USB-SRF25M2FXBL-9A-LF

SERIES
FEMALE
DIP 90°
OFFSET
2.55mm/HIGH
METAL FOOT x 2
FLANGLESS
BLUE
9 PIN A TYPE
LEADFREE

DESCRIPTION: USB A/F 3.0 DIP 沉板 , 板上H:2.56mm , 無捲邊反向