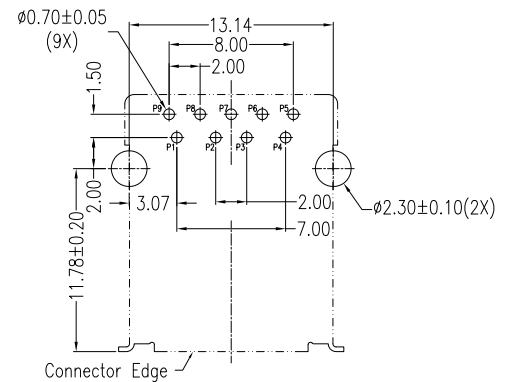
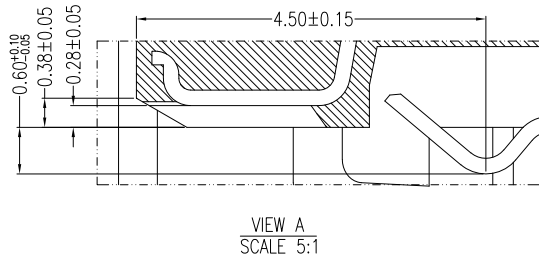
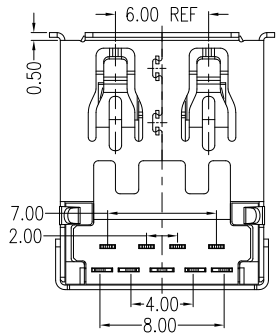
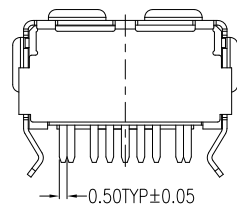
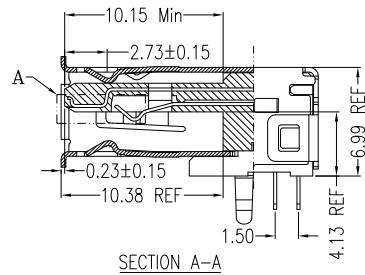
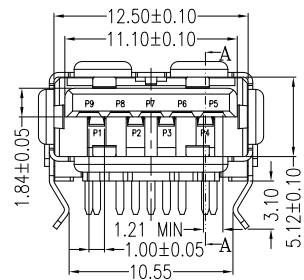
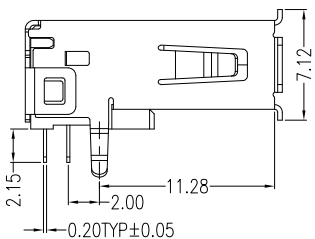
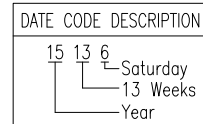


PIN	SIGNAL NAME
1	VBUS
2	D-
3	D+
4	GND
5	StdA_SSRX-
6	StdA_SSRX+
7	GND-DRAIN
8	StdA_SSTX-
9	StdA_SSTX+



PCB LAYOUT T=1.60mm  
COMPONENT SIDE

**NOTES:**

**\*Material**

Housing: PBT. UL94 V-0;  
Baffle : Nylon66. UL94 V-0;  
Contacts(4Pin): Phosphor Bronze  
Contacts(5Pin): Brass  
Plating: Au Plating On Contact Area;  
Sn(100u" Min.) Plating On Solder Tail.  
Ni(50u" Min.) Underplating Overall.  
Shell: Brass; Ni(40u" Min.) Plating Overall.

**\*Mechanical**

Insertion Force: 35N Max.  
Withdrawal Force: 10N Min.  
Durability: 1500 Cycles.

**\*Electrical Specification**

Current Rating: 1.8A(Only Pin1 And Pin4), 0.25A For Other Pin  
Contact Resistance: 30mΩ Max.  
Insulation Resistance: 100MΩ Min.  
Dielectric Withstanding Voltage: 100V AC Min.

**\*Environmental**

Operating Temperature: -55°C To +85°C

**RoHS Compliant**

TOLERANCES ARE

DRAWING BY CY	X ± 0.30
CHECKED BY GENIUS	.X ± 0.35
UNIT / mm	.XX ± 0.25
SCALE 1 : 1	.XXX ± 0.15
DATE	ANG ± 3°

SIZE A4 PPROJECTION

照片框

**ORDER INFORMATION**



DESCRIPTION: USB 3.0 Receptacle A Type (Molding Type)(No Mark)



煜倫股份有限公司

www.morethanall.com