

RECOMMENDED P.C.B. LAYOUT

SPECIFICATIONS

Electrical:

1. Rating: 20V, 3.0 A
2. Dielectric Withstand Voltage: 100V AC
3. Contact Resistance: 40 mΩ Max
4. Insulation Resistance: 100 MΩ Min

Mechanical:

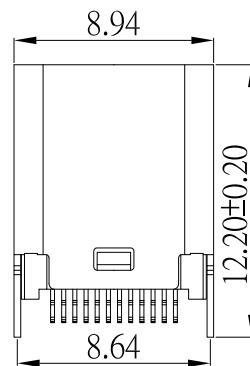
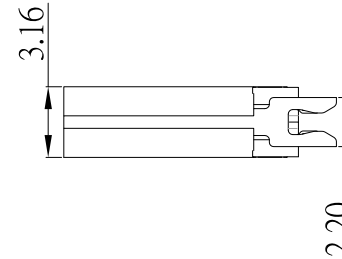
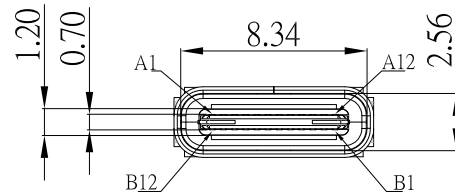
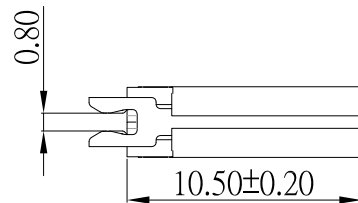
1. Connector Mate and Unmate Force
 - 1.1 Mate force: 5~20 N
 - 1.2 Unmate force: 8~20 N

Material:

1. Housing: LCP
2. Contact: Copper Alloy
3. Shell: SUS

Finish:

1. Contact: Plated Gold in Mating Area ;
Tin Plated on Solder Balls ;
Nickel under plated overall
2. Shell: Nickel under Plated surface layer



RoHS Compliant

TOLERANCES ARE

MORETHANALL
PCB CONNECTORS
Cable ASSEMBLIES

煜倫股份有限公司

www.morethanall.com

DRAWING BY CY

CHECKED BY GENIUS

UNIT / mm

SCALE 1 : 1

DATE

SIZE A4

PJECTION

Up to 5 ±0.2
Above 5 ~ 15 ±0.3
Above 15 ~ 30 ±0.4
Above 30 ~ 50 ±0.5
Angle ±0.3

照片框

ORDER INFORMATION

USB-SE08L12-24C-LF
SERIES | LEADFREE
24 PIN C TYPE
HIGH 12.2mm
EDGE 0.8mm
FEMALE

DESCRIPTION: USB 3.1 TYPE C 夾板母座 夾板0.8 L10.