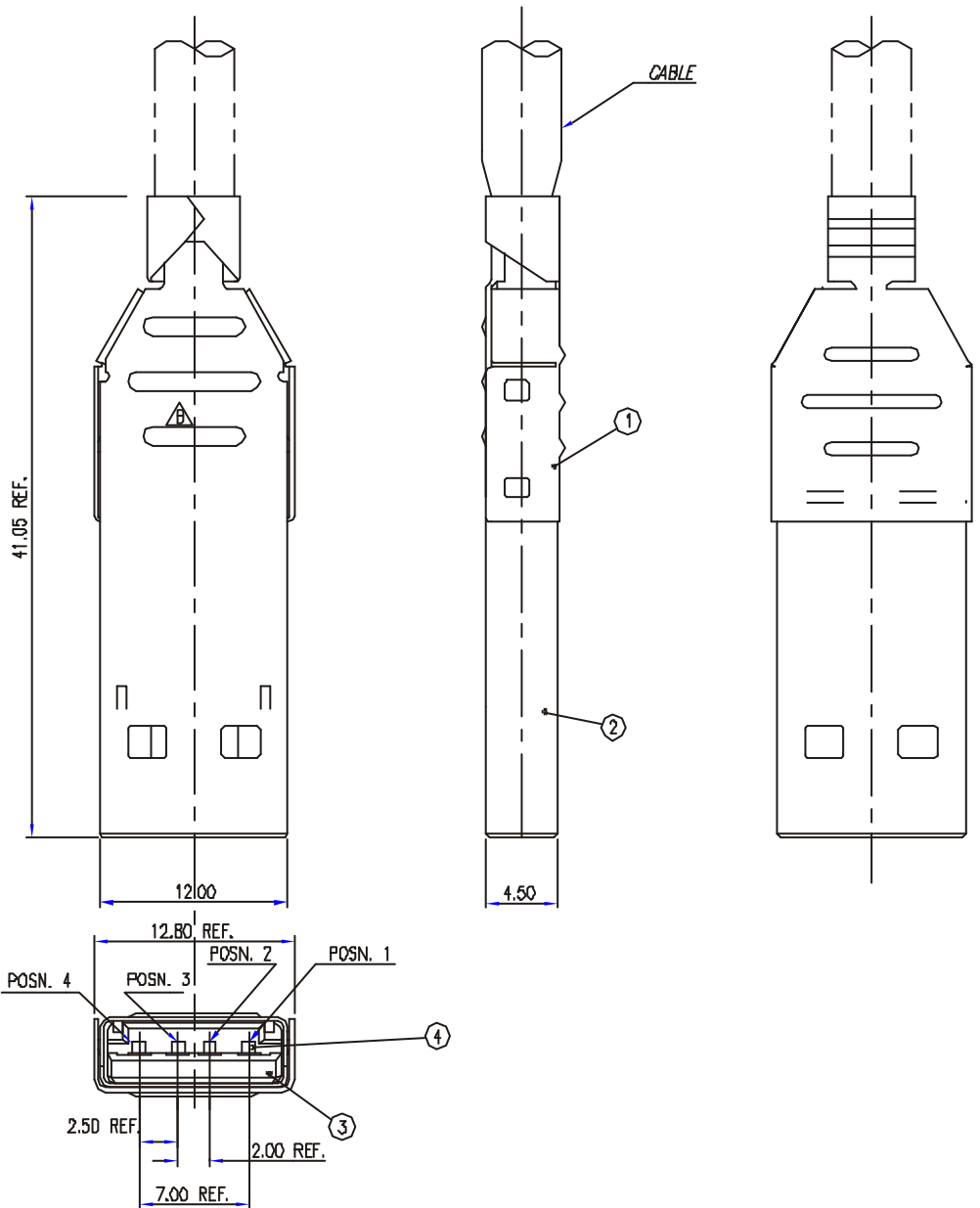


1 2 3 4 5 6 7 8 9 0

J
I
H
G
F
E
D
C
B
A



- NOTES :
- 1.0. RATING :
 - 1.1. VOLTAGE : 30 VAC (R.M.S.)
 - 1.2. CURREN : 1.5 AMPERE MAXIMUM PER CONTACT AT 30°C T-RISE
 - 1.3. TEMPERATURE : -55°C TO +85°C UNLESS LIMITED BY CABLE OR OVERMOLD (-40°C TO +60°C STORAGE ;+0°C TO +40°C OPERATING)
 - 2.0. ELECTRIC CHARACTERISTIC :
 - 2.1. CONTACT RESISTANCE : 30 MILLIOHMS MAXIMUM INITIAL
 - 2.2. INSULATION RESISTANCE : 1,000 MEGOHMS MINIMUM
 - 2.3. DIELECTRIC WITHSTANDING VOLTAGE : 750 VAC AT SEE LEVER
 - 3.0. OTHERS :
 - 3.1. RECOMMENDED CABLE APPLICATION :
CUTTER DIAMETER APPLICABLE RANGE : Ø3.4mm TO Ø5.3mm
 - 3.2. ALL PARTS PACKAGED UNASSEMBLED
 - 3.3. CONTACTS MUST BE PURCHASED SEPARATELY (REFER TO ACON DRAWING NO.:CT-UAC10-00-00)
 - 3.4. PRODUCT NUMBERING CODE: REFER TO TABLE A

USB-PH-4A-LF
LEADFREE

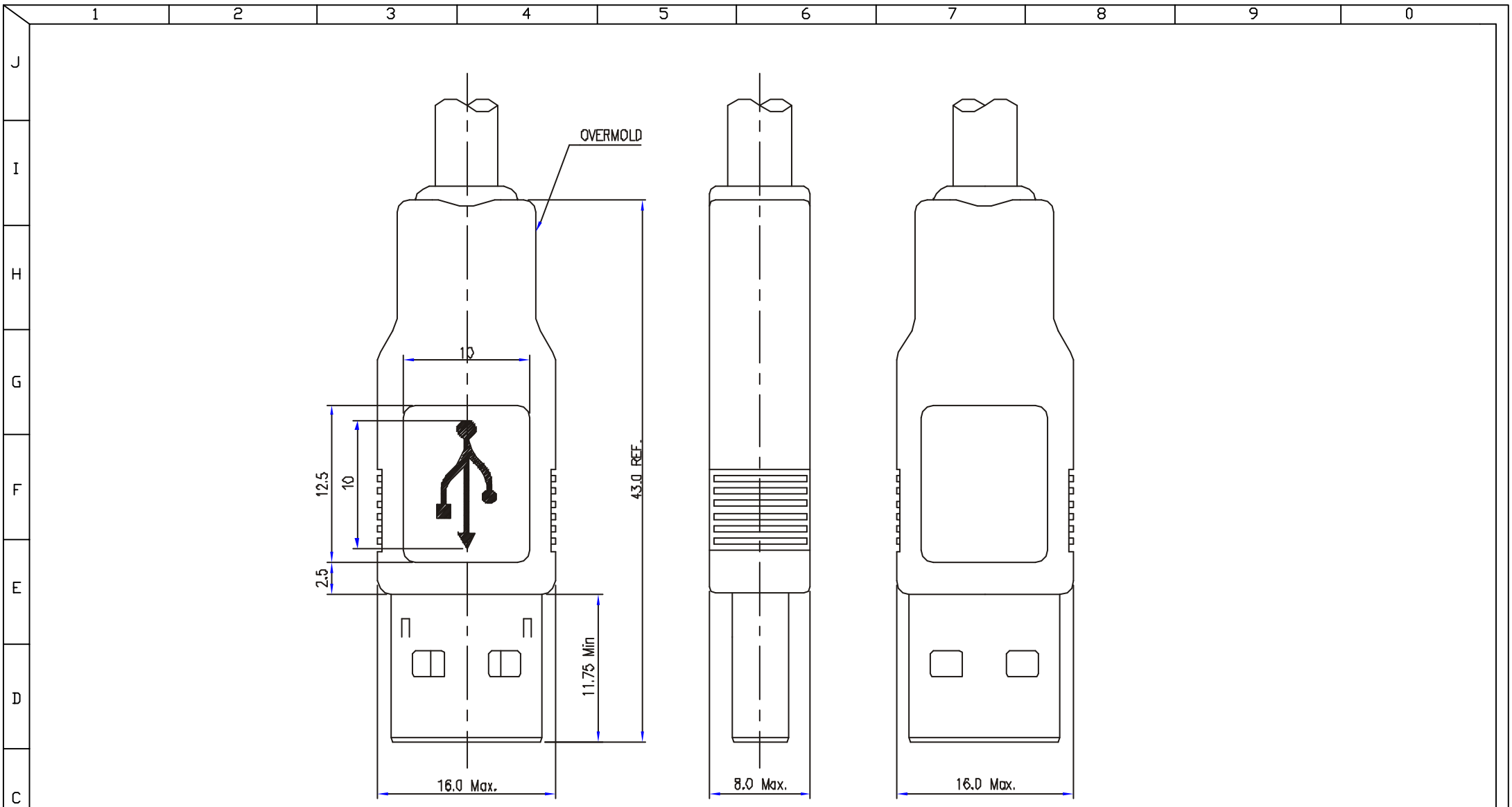
RoHS Compliant

ITEM	PART NAME	Q'TY/EA	MATERIAL/FINISH	NOTE
4	CONTACT	4	COPPER ALLOY/REFER TO DRAWING NO.CT-UAC10-00-00	
3	HOUSING	1	THERMOPLASTIC, GLASS FILLED, UL 94V-D RATED	
2	FRONT SHELL	1	STEEL/REFER DRAWING NO.CS-UAC39-00-00	
1	BACK SHELL	1	STEEL/REFER DRAWING NO.CS-UAC39-D1-00	



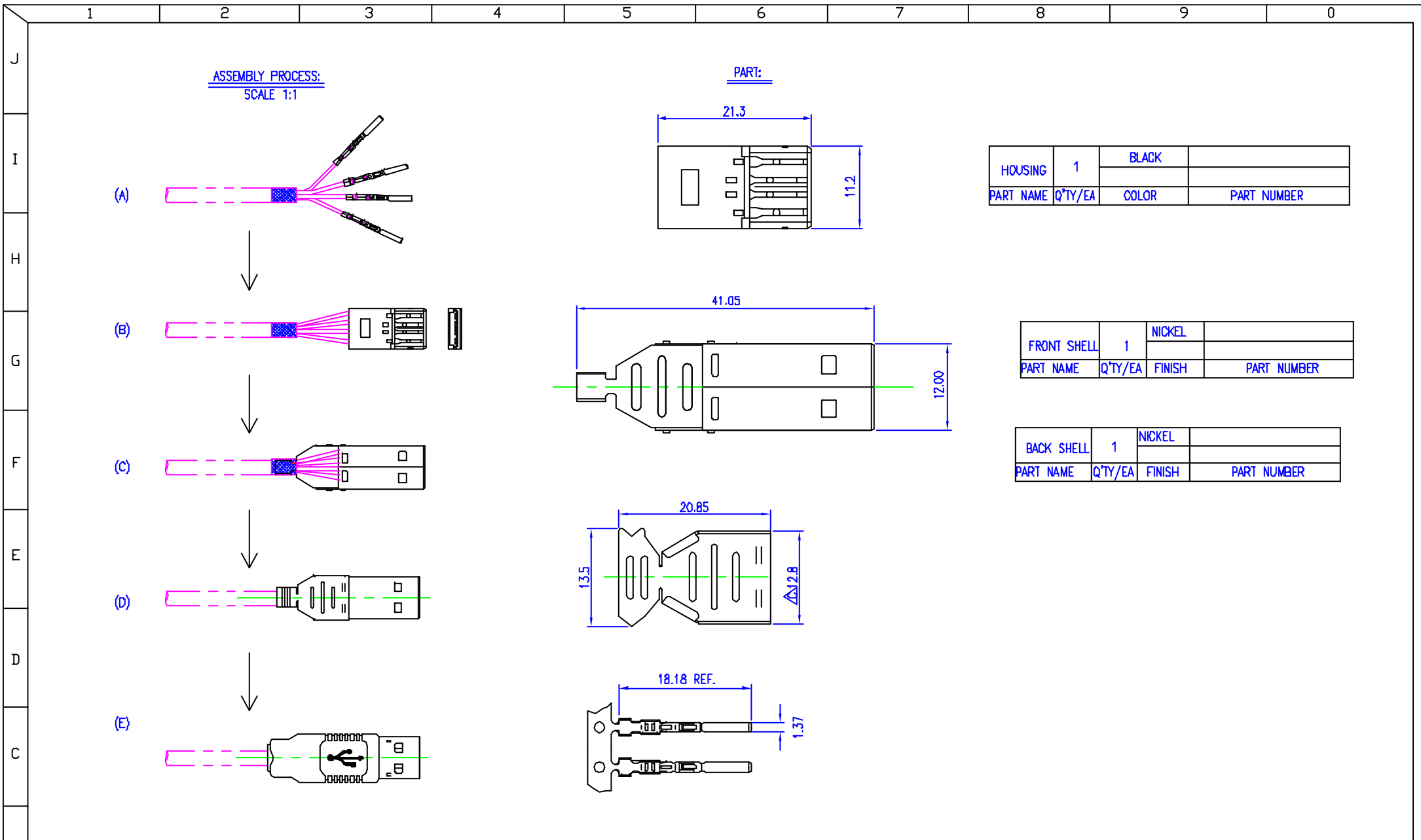
PART NO. USB-PH-4A		CHECKED BY CY		TOLERANCES ARE .X ± 0.2 .XX ± .XXX ± AWG		DESCRIP TION: OVERMOLD HARDWARE KITS,PLUG, 4 POSITION, SERIES A,ROUND CLAMP (CUSTOMER DRAWING)			
DWG NO. USB-PH-4A		DRAWING BY							
FILE NO.		PROJECTION		AREA	REVISIONS	HK	DATE		
UNIT / mm	SCALE 1 : 1								

煜倫股份有限公司



RECOMMENDED OVERMOLD DIMENSION

A			PART NO. USB-PH-4A		TOLERANCES ARE .X ± 0.2 .XX ± .XXX ± AWG	DESCRIPTION: OVERMOLD HARDWARE KITS, PLUG, 4 POSITION, SERIES A, ROUND CLAMP {CUSTOMER DRAWING}			
	焜倫股份有限公司		DWG NO. USB-PH-4A						CHECKED BY CY
B	UNIT / mm		SCALE 1:1		DRAWING BY	AREA	REVISIONS	HK	DATE
					PROJECTION				



HOUSING	1	BLACK	
PART NAME	Q'TY/EA	COLOR	PART NUMBER

FRONT SHELL	1	NICKEL	
PART NAME	Q'TY/EA	FINISH	PART NUMBER

BACK SHELL	1	NICKEL	
PART NAME	Q'TY/EA	FINISH	PART NUMBER

	PART NO. USB-PH-4A		CHECKED BY CY	TOLERANCES ARE .X ± 0.2 .XX ± .XXX ± AWG	DESCRIPTION: OVERMOLD HARDWARE KITS, PLUG, 4 POSITION, SERIES A, ROUND CLAMP (CUSTOMER DRAWING)		
	DWG NO. USB-PH-4A					DRAWING BY	
	FILE NO.		PROJECTION	AREA	REVISIONS	HK	DATE
	UNIT / mm	SCALE 1:1					