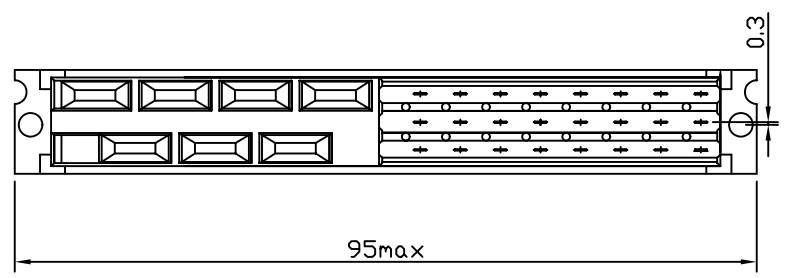


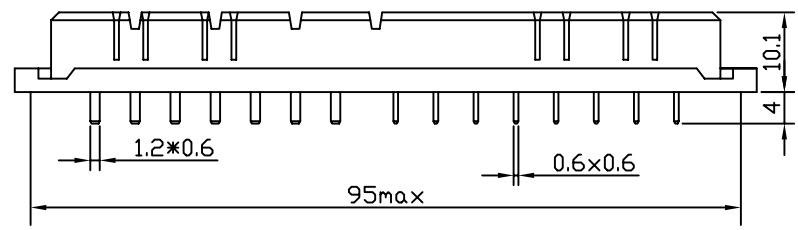
1 2 3 4 5 6 7 8 9 0

J
I
H
G
F
E
D
C
B
A

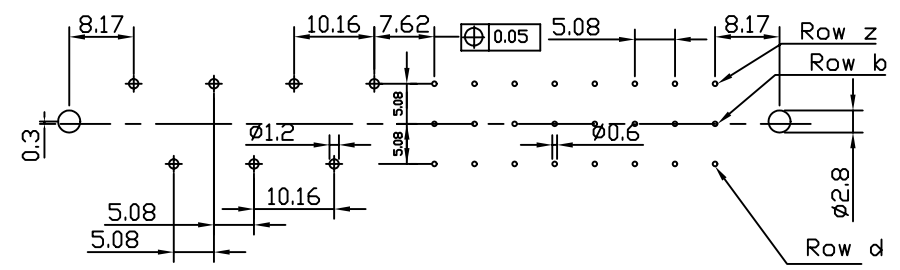


Option:

- Extended male contact
- Variations
- Please refer part number coding
- Other variations, please consult factory



Recommended P.C.B. layout



Ordering Information

NO. OF CONTACTS	24+7	16+7
POSITION	z+b+d	z+d
TERMINATION	3.0mm	
PART NO	UMH-SD-31	UMH-SD-23



煜倫有限公司

PART NO.	UMH-SD-xx	CHECKED BY	CY	TOLERANCES ARE	DESCRIPTION:	DIN 41612 EUROCARD CONNECTORS			
DWG NO.	UMH-SD-xx								
FILE NO.		DRAWING BY		.X ± 0.2 .XX ± .XXX ± AWG	AREA	REVISIONS	HK	DATE	
UNIT / mm	SCALE 1:1	PROJECTION							