

Features:

- 2 ~ 8 circuits available
- Plastic material: LCP
- ⚠ Pin material: High conductivity copper alloy
- ⚠ Finished: Tin-plated 100u" over copper 50u"
- .025"(0.64mm) square pin

Specification:

- ⚠ Current rating: 14A at #16 AWG for 2 poles
8A at #16 AWG for other poles
- Voltage rating: 400V AC(RMS) or 400V DC Max.
- Contact resistance: 10mΩ Max.
- Dielectric withstanding voltage: 1800V AC/minute
- Ambient temperature range: -40°C ~ 105°C

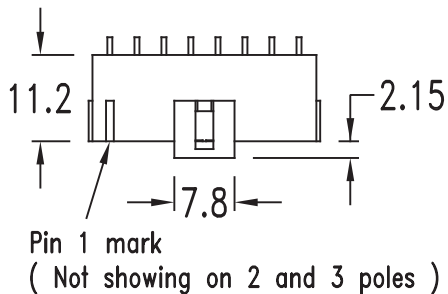
Ordering Information

Part No.	Feature	Type	Color
UF35-PRBK-1Xxx	With post	Key A	Black
UF35-PRWH-1Xxx		Key B	Natural

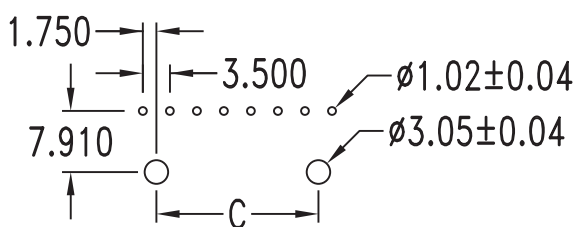
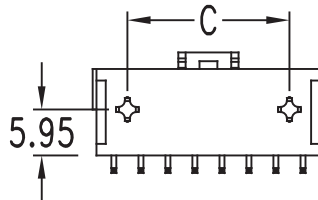
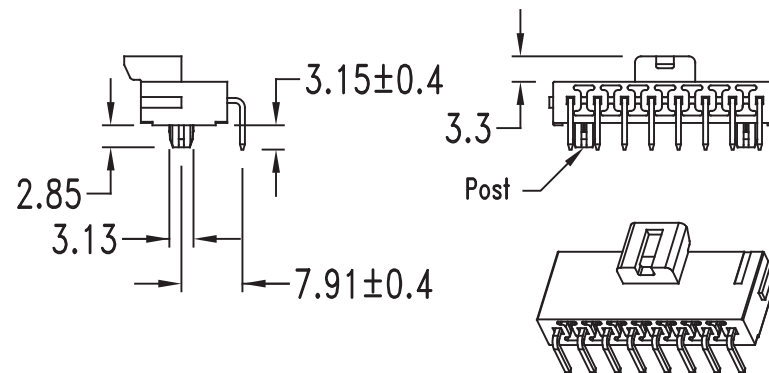
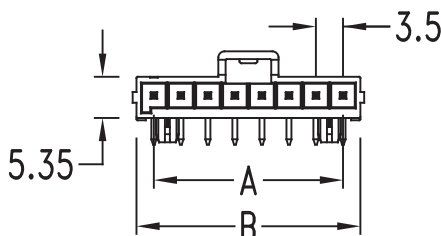

&& xx = 02 ~ 08

Dimensional Information (mm)

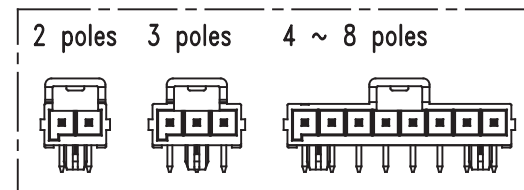
Circuits	Dim. A	Dim. B	Dim. C
2	3.5	8.0	7.0
3	7.0	11.5	10.5
4	10.5	15.0	14.0
5	14.0	18.5	17.5
6	17.5	22.0	21.0
7	21.0	25.5	24.5
8	24.5	29.0	29.0



Pin 1 mark
(Not showing on 2 and 3 poles)



Recommended P. C. board layout



RoHS Compliant

MORETHANALL
PCB CONNECTORS
Cable ASSEMBLIES
煜倫股份有限公司
www.morethanall.com

DRAWING BY CY		TOLERANCES ARE X, ± .X ± 0.40 .XX ± 0.25 .XXX ± 0.15 ANG ±
CHECKED BY GENIUS		
UNIT / mm	SCALE 1 : 1	
DATE		
SIZE A4	PJECTION	

照片框

ORDER INFORMATION

UF35-PRcc-1Xxx-LF	
SERIES	LEADFREE
	1X02:02WAY
	1X08:08WAY
MALE	BK:BLACK
	WH:NATURAL
	DIP 90°

DESCRIPTION: .138"(3.5mm) Single Row Right Angle Header