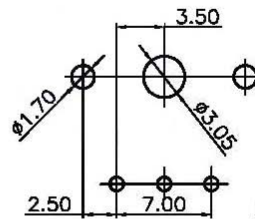
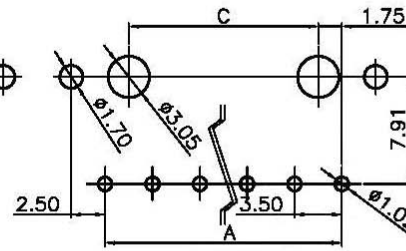


2PIN
RECOMMENDED
PCB LAYOUT



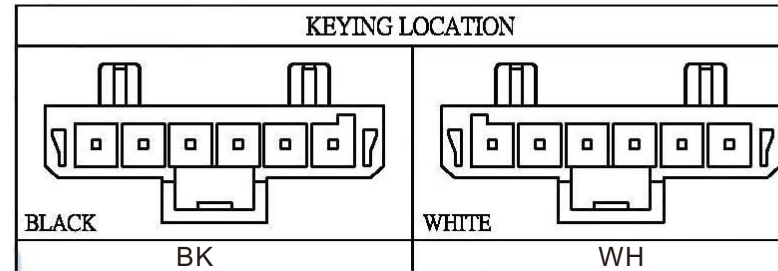
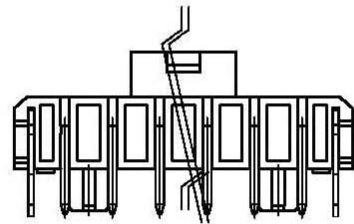
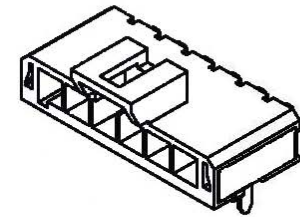
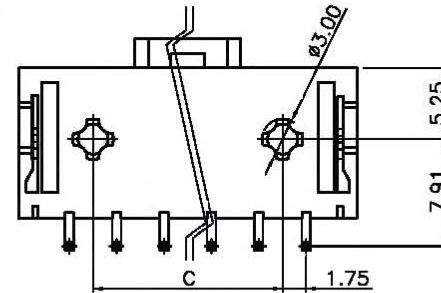
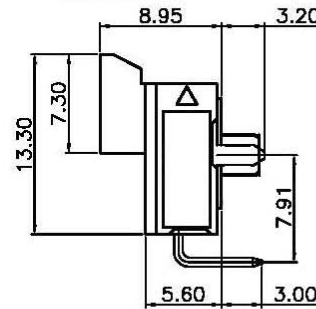
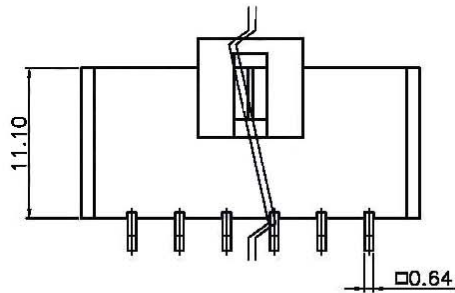
3PIN
RECOMMENDED
PCB LAYOUT



4-11PIN
RECOMMENDED
PCB LAYOUT

NOTE :

- * Material : Nylon UL 94V-0
- * Standard color : Black or White
- * Electrical rating : 400V 14A, AC/DC
- * Contact : High Conductivity Copper Alloy
- * Finish : Plating Tin over Nickel
- * 2-11 circuits available
- * Single row



Circuits	PART NO.	DIM. A	DIM. B	DIM. C
2	UF35-PRPcc-1X02	3.50	11.00	-
3	UF35-PRPcc-1X03	7.00	14.50	-
4	UF35-PRPcc-1X04	10.50	18.00	7.00
5	UF35-PRPcc-1X05	14.00	21.50	10.50
6	UF35-PRPcc-1X06	17.50	25.00	14.00
7	UF35-PRPcc-1X07	21.00	28.50	17.50
8	UF35-PRPcc-1X08	24.50	32.00	21.00
9	UF35-PRPcc-1X09	28.00	35.50	24.50
10	UF35-PRPcc-1X10	31.50	39.00	28.00
11	UF35-PRPcc-1X11	35.00	42.50	31.50

RoHS Compliant

TOLERANCES ARE

MORETHANALL
PCB CONNECTORS
Cable ASSEMBLIES

DRAWING BY CY

CHECKED BY GENIUS

UNIT / mm SCALE 1 : 1

DATE

SIZE A4

X, ±
.X ± 0.30
.XX ± 0.20
.XXX ± 0.10
ANG ± 2°

PJECTION

照片框

ORDER INFORMATION

UF35-PRMPcc-1Xxx-LF
SERIES LEADFREE
1X02:02 WAY
1X11:11 WAY
MALE
DIP 90°
METAL FOOT POST
BK:BLACK
WH:WHITE

煜倫股份有限公司

www.morethanall.com

DESCRIPTION: