

Technical Data:

Material:

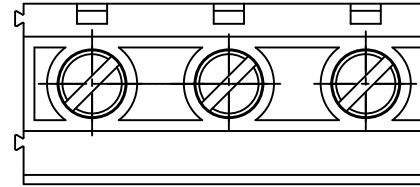
- Contact(metal housing): Brass Machined
- Terminal screw: Steel galvanized and chromate or Nickel plated or Tin plated (standard) (option)
- Solder Pin: Brass with Tin plated
- Insulator body(housing): Polyamide(Glass filled)(UL94V-0)

Electrical

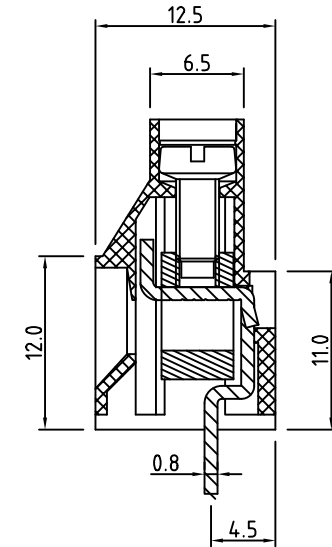
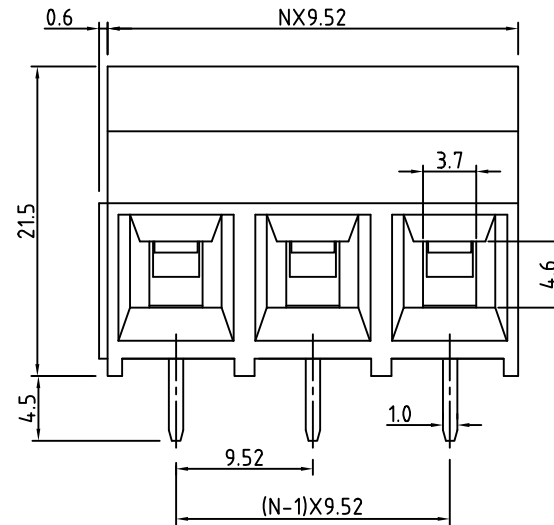
- Voltage rating: 300VAC
- Current rating: 30 Amps/way max
- Contact resistance: 20mΩ(max)
- Insulation resistance: 5000MΩ/1000V
- Withstanding Voltage: 1500VAC(lmim) Test time=60sec/1pcs
- Wire range: 10-24AWG

Mechanical:

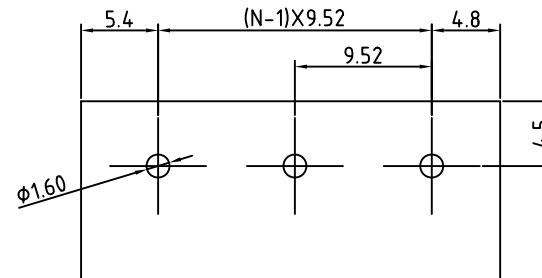
- Torque: 4kgf.cm/M3
- Operating temperature: -33°C to +120°C
- Soldering ability: 95%coverage(min)
 - Test temperature= 230°C±10°C
 - Test time= 4sec±0.5sec
- Soldering reliability:
 - Test temperature= 250°C±10°C
 - 5 seconds max



N=Number of contacts



P.C.B LAYOUT



RoHS Compliant

TOLERANCES ARE

MORETHANALL
PCB CONNECTORS
Cable ASSEMBLIES

DRAWING BY CY

CHECKED BY GENIUS


UNIT / mm SCALE 1 : 1

DATE

SIZE A4

X. ±
.X ±
.XX ±
.XXX ±
ANG ±

PPOJECTION



ORDER INFORMATION

TBH095-D21-xx-LF

SERIES | | LEADFREE
02-24WAY
HIGH 21.5mm
DIP 180°

煜倫股份有限公司

www.morethanall.com

DESCRIPTION: