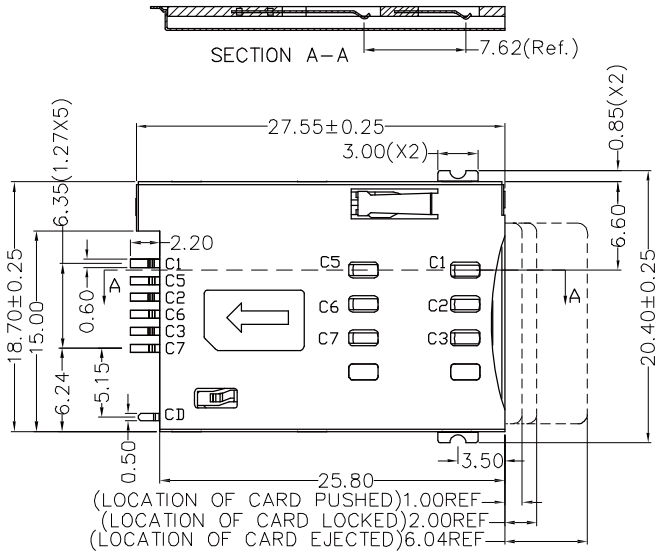

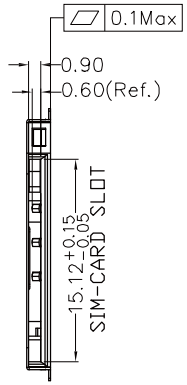

MATERIALS

HOUSING: HI–TEMP. PLASTIC (UL 94V–0)
SHELL: COPPER ALLOY, NICKEL PLATING
SOLDER PAD: COPPER ALLOY, GOLD PLATING
TERMINAL: COPPER ALLOY, GOLD PLATED ON CONTACT AREA
TIN PLATING ON SOLDER TAIL

SPECIFICATION

CURRENT RATING: 0.5 AMP MAX
DIELECTRIC WITHSTANDING: 500V AC FOR ONE MINUTE
CONTACT RESISTANCE: 30m OHMS MAX
INSULATION RESISTANCE: 1000M OHMS MIN AT DC 500V
OPERATION TEMPERATURE: −25°C~+85°C

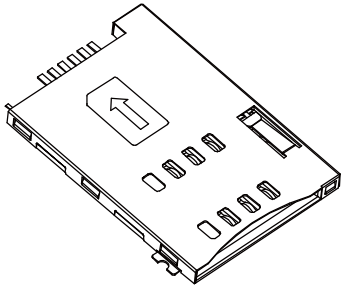

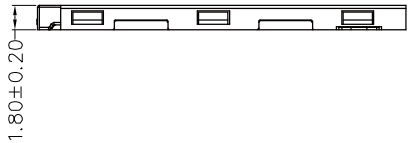

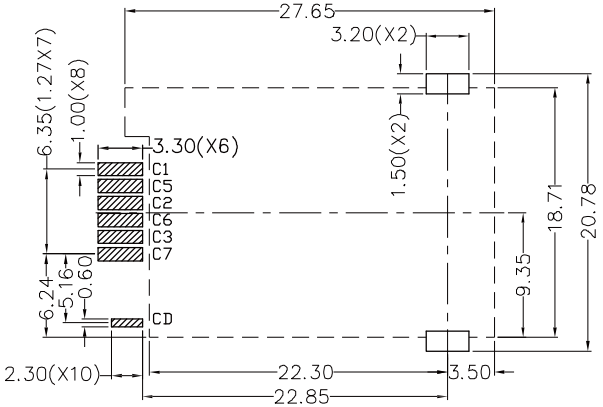

ELECTRIC FUNCTION	DETECT SWITCH
WITHOUT CARD	CLOSED

CD GND
WITHOUT CARD
SWITCH OPERATION DIAGRAM

CONNECTOR PIN NO.	DESCRIPTION
Pin 1	VCC:PWR signal and GND
Pin 2	RST:Reset signal
Pin 3	CLK:Clocking signal
Pin 5	VCC:PWR signal and GND
Pin 6	VPP:Porgramming Voltage
Pin 7	I/O:Serial date input/output

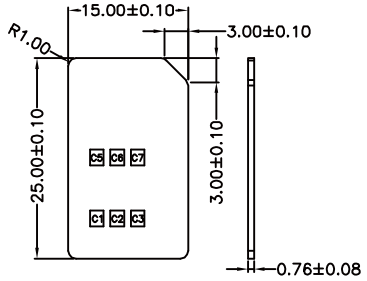

APPLICABLE CARD SIZE

RoHS Compliant

MORETHANALL
PCB CONNECTORS
Cable ASSEMBLIES
煜倫股份有限公司
www.morethanall.com

DRAWING BY CY	
CHECKED BY GENIUS	
UNIT / mm	SCALE 1 : 1
DATE	
SIZE A4	PPOJECTION

TOLERANCES ARE
X. ±
.X ± 0.30
.XX ± 0.20
.XXX ± 0.10
ANG ±

照片框

ORDER INFORMATION

SCP-W19EA-06-LF

SERIES
90°SMT
PAD TO PAD 19.28mm
EAR
SWITCH CLOSED
06WAY
LEADFREE

DESCRIPTION: SIM CARD, 6 PIN, PCB MOUNT, SMT, METAL SHIELD, PUSH-PUSH TYPE, FEMALE WITH SWITCH (NORMALLY CLOSED)