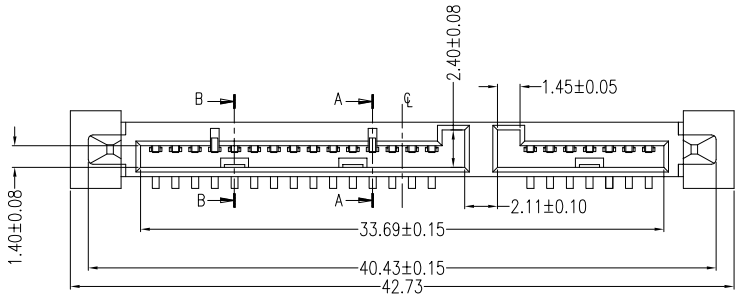

Signal Segment	
Name	Type
S1	GND
S2	A+
S3	A−
S4	GND
S5	B−
S6	B+
S7	GND

Power Segment			
Name	Type	Name	Type
P1	V3.3	P9	V5
P2	V3.3	P10	GND
P3	V3.3	P11	DAS/DSS
P4	GND	P12	GND
P5	GND	P13	V12
P6	GND	P14	V12
P7	V5	P15	V12
P8	V5		

Notes:

*Material

Housing: LCP, UL 94V−0 rated, Color: Black;
Contact: Phosphor Bronze;
Plating: Au Plating on contact area;
Sn(100u"Min) plating on solder Tail;
Ni(50u"Min) contact underplating overall;

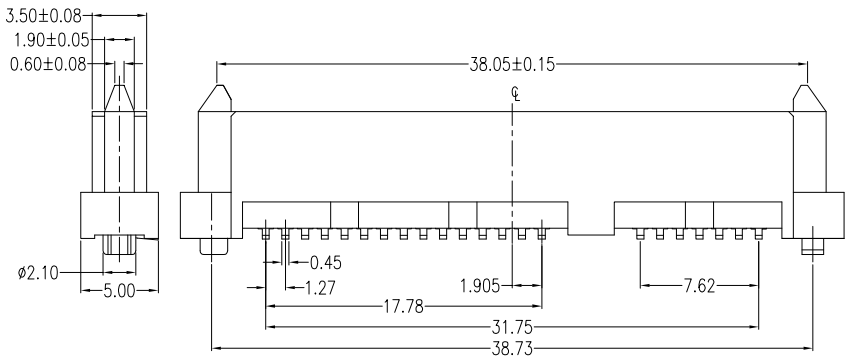

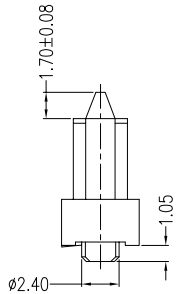

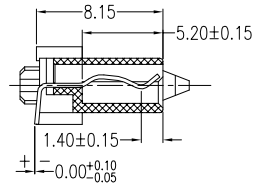

SECT A−A

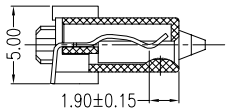

SECT B−B

*Mechanical

Insertion Force: 45N Max;
Withdrawal Force:10N Min;
Durability: 500 cycles.

*Electrical Specification

Current Rating: 1.5 Ampere per contact;
Contact Resistance: 30 mΩ Max;
Insulation Resistance: 1000 MΩ Min;
Dielectric Withstanding Voltage: 500V AC.

*Environmental

Operating Temperature: −55°C to +85°C.

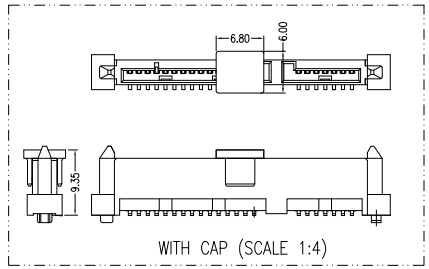

WITH CAP (SCALE 1:4)

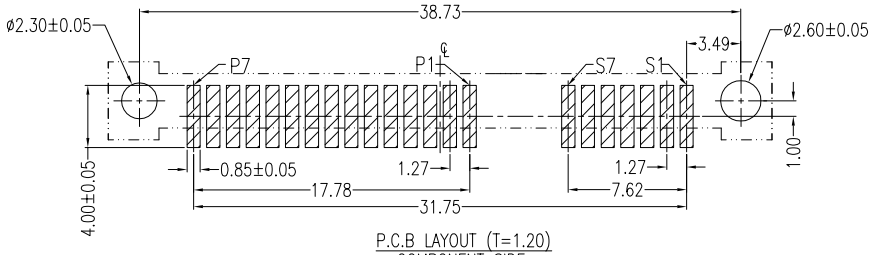

P.C.B LAYOUT (T=1.20)
COMPONENT SIDE

RoHS Compliant

MORETHANALL
PCB CONNECTORS
Cable ASSEMBLIES
煜倫股份有限公司
www.morethanall.com

DRAWING BY CY		TOLERANCES ARE
CHECKED BY GENIUS		X. ± .X ± 0.35 .XX ± 0.25 .XXX ± 0.15 ANG ± 3°
UNIT / mm	SCALE 1 : 1	
DATE		
SIZE A4	PPOJECTION	

照片框

ORDER INFORMATION

SATA-SV08P1C-7+15-LF

SERIES
FEMALE
180°SMT
HIGH 8.15mm
POST
CAP
7+15 WAY
LEADFREE

DESCRIPTION: SATA 7+15P 180° SMT Type Short Plastic Post Female(38.73)