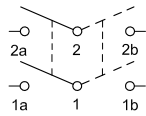
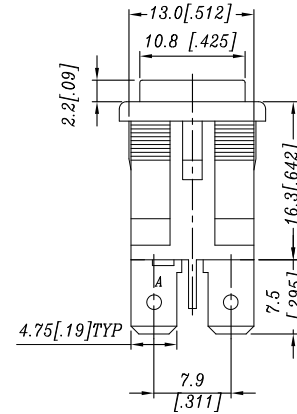
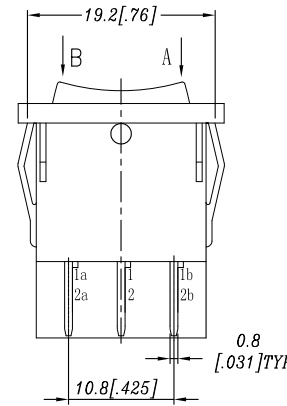
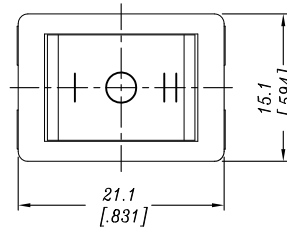


- All dimensions in mm [Inch]
- General tolerance : $>10\pm 0.4$
 $<10\pm 0.25$
- Electrical rating : 6A 250VAC&10A 125VAC
- Contact resistance : $<20\text{m}\Omega$ (initial)
- Insulation resistance : $>1000\text{M}\Omega$ (500DC between open contacts)
- Dielectric strength : $>1500\text{V}$ 1 minute
- Mechanical life : >30000 cycles
- Electrical life: >10000 cycles
- Temperature rise at the terminal : Max.30°C
- Solder ability of terminal : Max350°C,3S(no pressure may be placed in the terminals when soldering by hand)
- Any Cd Pb Hg etc and it's compounds is not include in this product

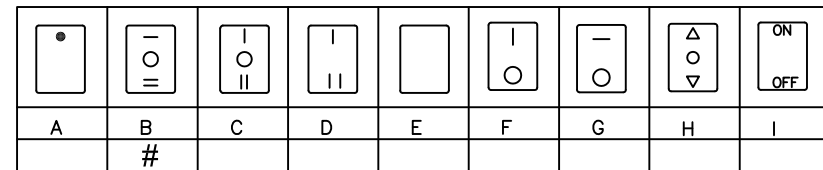
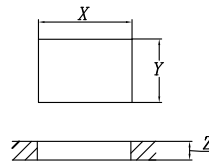


CIRCUIT DPDT

Color	Housing	Actuator
K(Black)	#	#
W(White)		
R(Red)		
G(Gray)		
O(Orange)		
B(Blue)		
Y(III. Yellow)		
M(III. Green)		
F(III. Blue)		
T(III. White)		
D(III. Red)		

POLE FUNCTION	OPTIONS OF FUNCTION		
	A	Center	B
DPDT	1-1a 2-2a	OFF	1-1b 2-2b

PANEL CUT-OUT		
Z	Y	X
0.7~1.25 [.028~.049]	13.0~13.1 [.511~.515]	19.1~19.2 [.752~.756]
1.25~2.0 [.049~.079]	13.0~13.1 [.511~.515]	19.3~19.4 [.760~.764]
2.0~3.0 [.079~.118]	13.0~13.1 [.511~.515]	19.5~19.6 [.768~.772]



SCALE: 0.5: 1

* We keep the right to alter the dimension without notice.

RoHS Compliant

TOLERANCES ARE

MORETHANALL
PCB CONNECTORS
Cable ASSEMBLIES

DRAWING BY CY

X, ±

CHECKED BY GENIUS

.X ±

UNIT / mm

SCALE 1 : 1

.XX ±

DATE

.XXX ±

ANG ±

SIZE A4

P PROJECTION

照片框

ORDER INFORMATION

RSW-Q4-06-LF
SERIES | LEADFREE
06 WAY
TAB 4.75mm

煜倫股份有限公司

www.morethanall.com

DESCRIPTION: