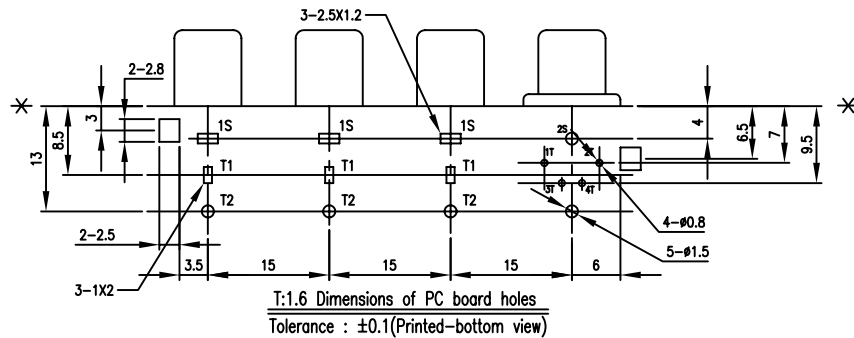
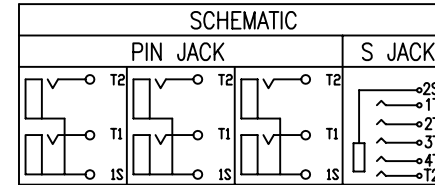


- (B) (R) (BL) (G)
 - (R) (W) (Y) (S JACK)
- G: GREEN
R: RED
BL: BLUE
W: WHITE
Y: YELLOW



9	CENTER CONTACT	4	H62y t=0.6	MB:Cu Cu/Sn PLATED
8	SHIELDED PLATE	1	QSn6.5-0.1y t=0.15	
7	TERMINAL-2	2	QSn6.5-0.1y t=0.4	MB:Cu Ag PLATED
6	TERMINAL-1	2	QSn6.5-0.1y t=0.4	MB:Cu Ag PLATED
5	GROUND CONTACT	1	H65y t=0.4	MB:Cu Cu/Sn PLATED
4	CENTER CONTACT	3	H62y t=0.6	MB:Cu Cu/Sn PLATED
3	OUTER CONTACT	3	H65y t=0.4	MB:Cu Cu/Sn PLATED
2	WASHER	7	ABS (PA-777D)	
1	HOUSING	1	ABS (PA-777D)	
LTR	PART NAME	QTY	MATERIAL	REMARK

UNLESS OTHERWISE SPECIFIED, TOLERANCE ON DECIMAL: ±0.3

RCMDB2-FRE-0704-LF
LEADFREE

RoHS Compliant

MORE THAN ALL
CONNECTORS
ASSEMBLIES

PART NO. RCMDB2-FRE-0704

DWG NO. RCMDB2-FRE-0704

FILE NO.

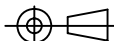
UNIT / mm

SCALE 1:1

CHECKED BY CY

DRAWING BY

PROJECTION



TOLERANCES ARE

.X ± 0.2
.XX ±
.XXX ±
AWG

DESCRIPTION: PIN JACK + S JACK

AREA

REVISIONS

HK

DATE

煜倫股份有限公司