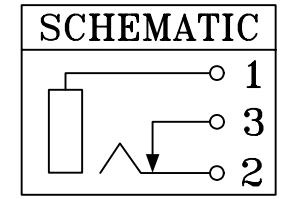
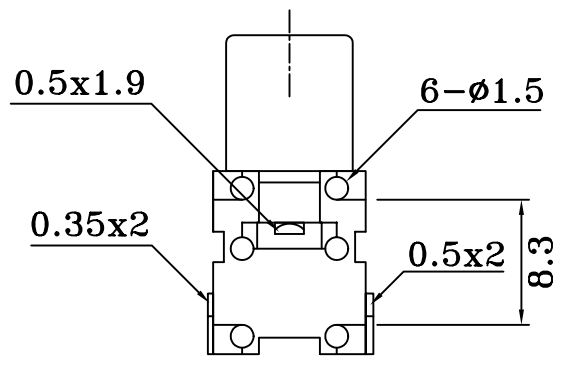
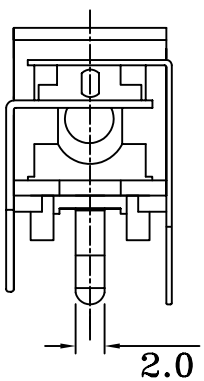


PCB LAYOUT (BOTTOM VIEW)



| NO. | NAME | MATERIAL | FINISH |
|-----|--------------|-------------|---------------|
| 1 | HOUSING | P.B.T. | |
| 2 | BARREL | BRASS | NICKEL PLATED |
| 3 | SWITCH TERM. | PHOS BRONZE | TIN PLATED |
| 4 | TERMINAL | BRASS | TIN PLATED |

MORETHANALL
CONNECTORS
ASSEMBLIES

PART NO. RCA-JR45P6-03

DWG NO. RCA-JR45P6-03

FILE NO.

CHECKED BY CY

DRAWING BY

TOLERANCES ARE

.X ± 0.3
.XX ±
.XXX ±
AWG

DESCRIPTION: **RCA JACK**

煜倫股份有限公司

UNIT / mm

SCALE 1:1

PROJECTION

| AREA | REVISIONS | HK | DATE |
|------|-----------|----|------|
| | | | |