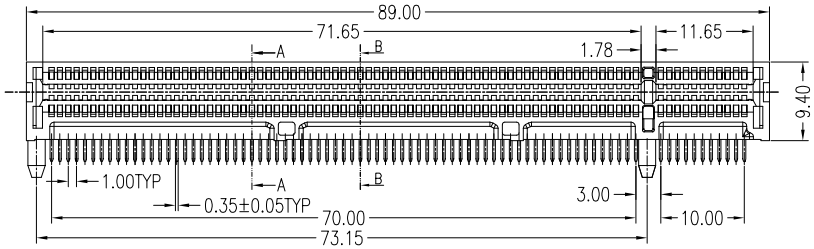

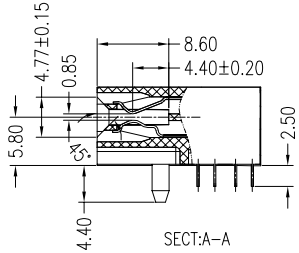

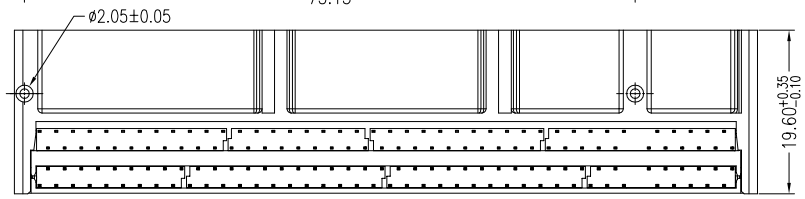

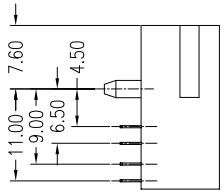

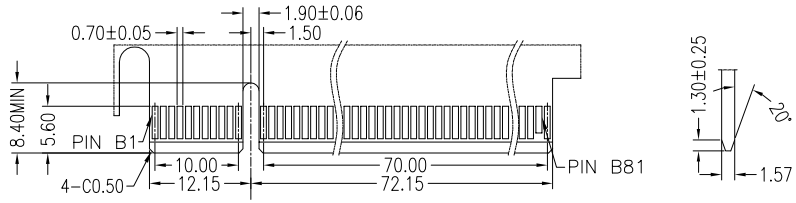

PRIMARY (COMPONENT) SIDE

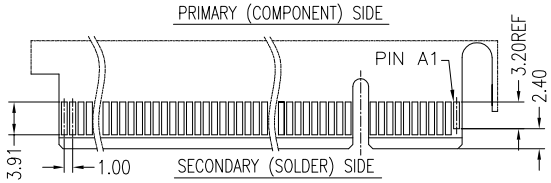

SECONDARY (SOLDER) SIDE

ADD-IN CARD EDGE-FINGER DIMENSIONS

DEFAULT TOLERANCE ±0.13

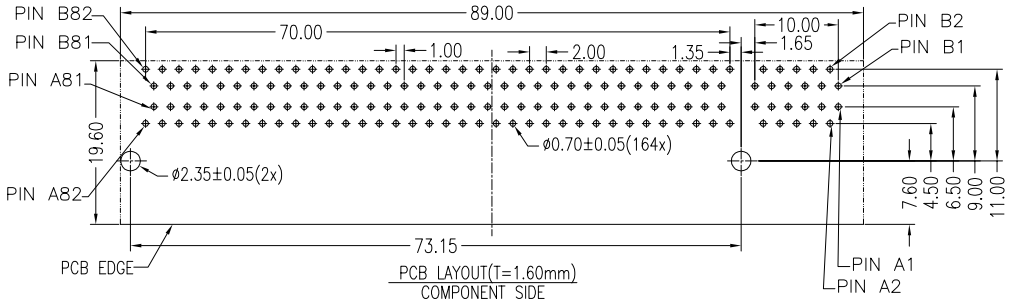

PCB LAYOUT(T=1.60mm)

COMPONENT SIDE

NOTES:

*Material

Housing: LCP, UL 94V-0 Rated. Color: Black.
Contact: Brass.
Plating: Au Plating On Contact Area;
Sn(100u" Min.) Plating On Solder Tail;
Ni(50u" Min.) Underplating Overall

*Mechanical

Insertion Force: 1.15N Max per contact pair;
Withdrawal Force: 0.15N Min per contact pair;
Contact Retention Force: 3.5N Min per contact;
Durability: 50 cycles

*Electrical Specification

Current Rating : 1.1 Ampere
Contact Resistance : 30mΩ Max.
Insulation Resistance : 1000MΩ Min, At 500V AC.

*Environmental

Operating Temperature : -55°c to +105°c

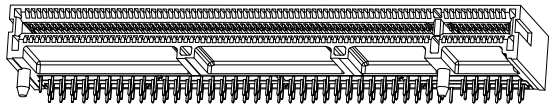

3D VIEW

RoHS Compliant

MORETHANALL PCB CONNECTORS Cable ASSEMBLIES
煜倫股份有限公司
www.morethanall.com

DRAWING BY CY		TOLERANCES ARE
CHECKED BY GENIUS		X. ± 0.30 .X ± 0.35 .XX ± 0.25 .XXX ± 0.15 ANG ± 3°
UNIT / mm	SCALE 1 : 1	
DATE		
SIZE A4	PPOJECTION	

照片框

ORDER INFORMATION

PCIX-R-164-LF

SERIES | DIP 90° | 164 WAY | LEADFREE

DESCRIPTION: PCI EXPRESS R/A DIP TYPE (GEN3) 164PIN (Right key)