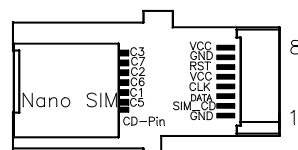

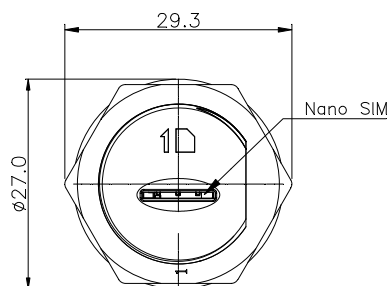
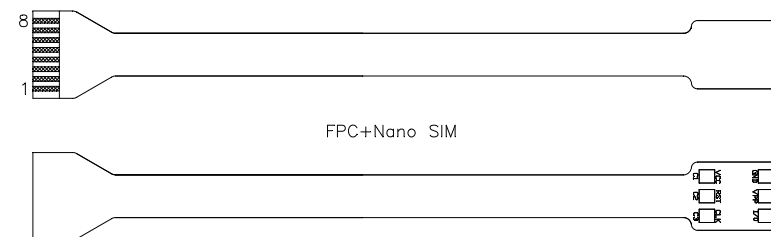


Nano SIM	Name	FPC	Nano SIM
C1,C6	VCC	8	C1,C6
C5	GND	7	
C2	RST	6	C2
C1,C6	VCC	5	
C3	CLK	4	C3
C7	DATA	3	C7
CD-Pin	SIM_CD	2	
C5	GND	1	C5



PCB LAYOUT



Note:

1. Plastic Housing: Engineering Thermoplastic  
Flammability Rating UL 94V-0.
2. Nut: Engineering Thermoplastic  
Flammability Rating UL 94V-0.
3. Contacts: Phosphor Bronze, Gold Plating Over Nickel In Contact.
4. Gasket: Silicone.
5. SIM: Nano SIM Push, SPPN07-A0-8500.
6. FPC: GFP-330221-40804G.
7. Nut Installation Torque Range: 16~18kg-cm.

RoHS Compliant

TOLERANCES ARE

**MORETHANALL**  
PCB CONNECTORS  
Cable ASSEMBLIES

煜倫股份有限公司

www.morethanall.com

DRAWING BY CY

CHECKED BY GENIUS

UNIT / mm SCALE 1 : 1

DATE

SIZE A4

X ± 0.50

.X ± 0.38

.XX ± 0.25

.XXX ± 0.10

ANG ± 3°

P PROJECTION

照片框

ORDER INFORMATION

NAX2-0606F1PBNO-E20C-LF

SERIES

6P6C

LEADFREE

200mm

MALE TO FEMALE

NUT+O-RING

PANEL BACK

FLAT CABLE

DESCRIPTION: Nano SIM With FPC+Nano SIM , 板长20CM