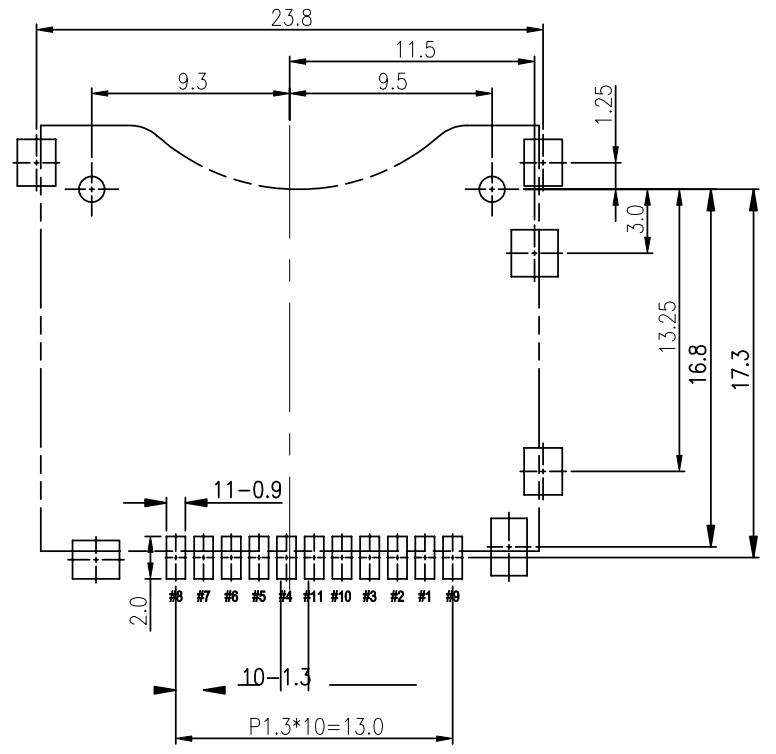
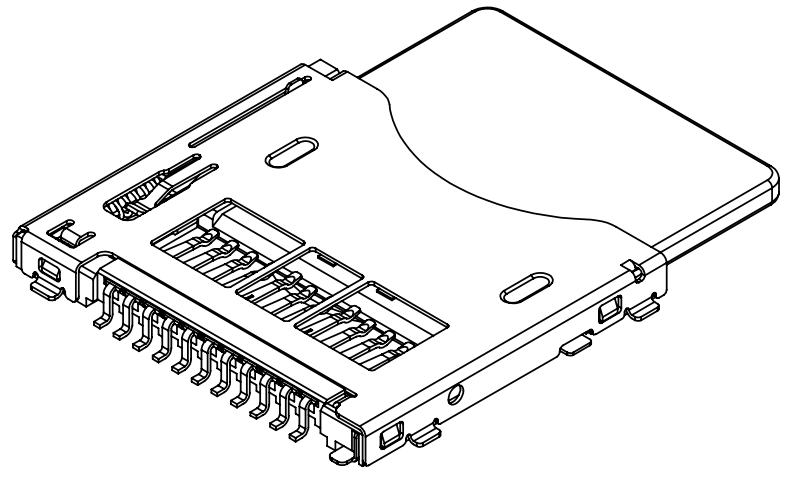


1 2 3 4 5 6 7 8 9 0

J
I
H
G
F
E
D
C
B
A

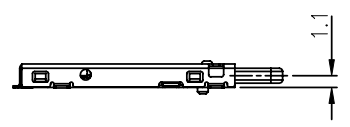
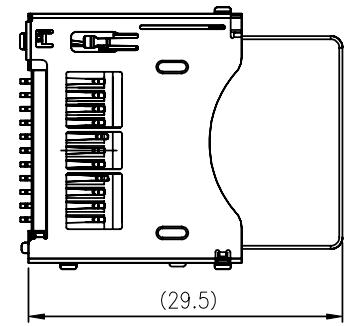
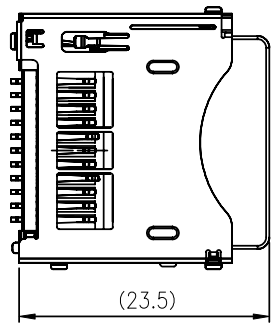
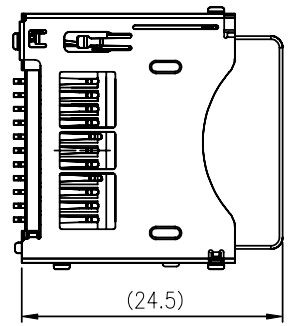


Recommand PCB LAYOUT

Card locked position

Card pushed position

Card eject position



SCALE 2:1

MSDC-W18PA10-11-LF
LEADFREE

RoHS Compliant



PART NO. MSDC-W18PA10-11

DWG NO. MSDC-W18PA10-11

CHECKED BY CY

TOLERANCES ARE

DESCRIP TION:

FILE NO.

DRAWING BY

.X ± 0.2
.XX ± 0.1
.XXX ±
AWG

AREA REVISIONS HK DATE

煜倫股份有限公司

UNIT / mm

SCALE 1:1

PROJECTION

AREA REVISIONS HK DATE