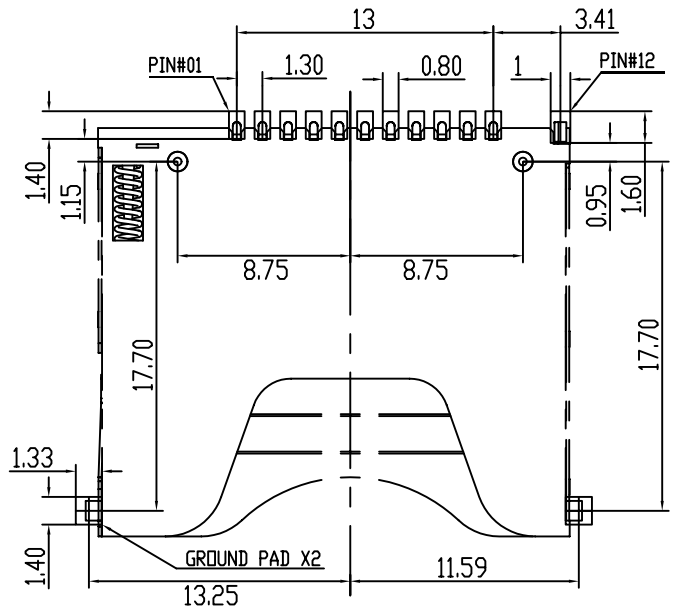
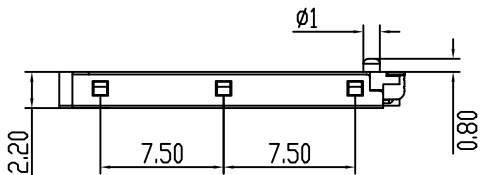
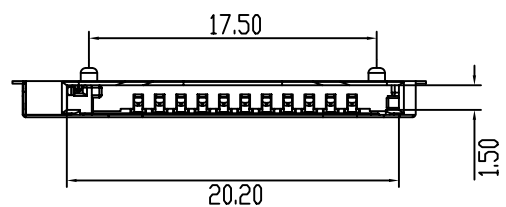
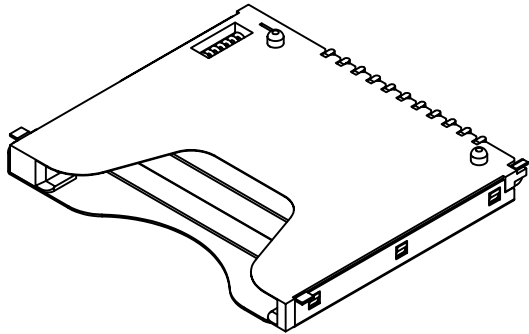
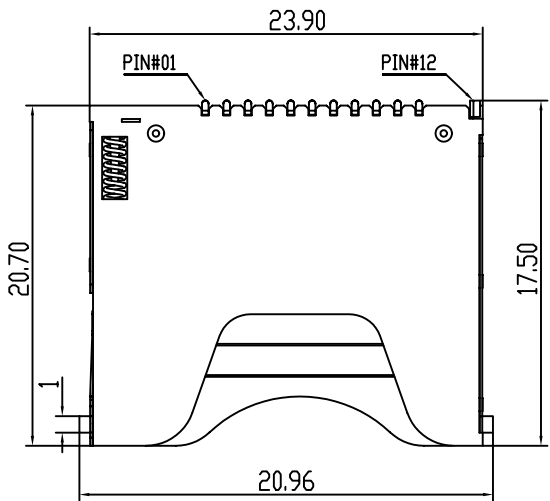


1 2 3 4 5 6 7 8 9 0

J  
I  
H  
G  
F  
E  
D  
C  
B  
A



RECOMMENDED PCB LAYOUT (3:1)

Specification  
 Material:Housing=LCP(6130)L.Color:Black  
 Contact=Phosphor Bronze(C5210)  
 Shell=SUS304  
 Plating:Contact=50u"Min.Nickel plating all over  
 130u"Min.Tin-lead on solder tails.  
 10u"Min.Gold plting over Ni.  
 Shell=50?"Min.Nickel plating all over.



PART NO. MSDC-W17PA-11

DWG NO. MSDC-W17PA-11

CHECKED BY CY

TOLERANCES ARE

DESCRIPTION: MINI SD PUSH PCB LAYOUT

FILE NO.

DRAWING BY

.X ± 0.10  
 .XX ± 0.15  
 .XXX ±  
 AWG

AREA	REVISIONS	HK	DATE
------	-----------	----	------

煜倫股份有限公司

UNIT / mm

SCALE 1:1

PROJECTION