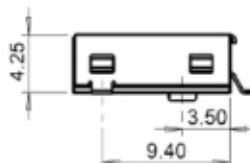
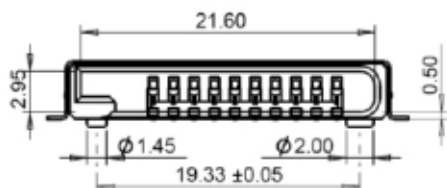
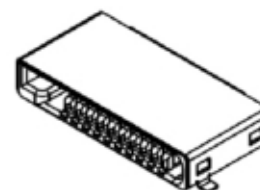


RECOMMEND PCB LAYOUT

PIN DEFINITION

MS#1	VSS
MS#2	BS
MS#3	DATA1
MS#4	SDIO/DATA0
MS#5	DATA2
MS#6	INS
MS#7	DATA3
MS#8	SCLK
MS#9	VCC
MS#10	VSS



MSC-W19XBS-10-LF
LEADFREE

RoHS Compliant



PART NO. MSC-W19XBS-10

DWG NO. MSC-W19XBS-10

FILE NO.

UNIT / mm

SCALE 1:1

CHECKED BY CY

DRAWING BY

PROJECTION

TOLERANCES ARE

.X ± 0.2

.XX ±

.XXX ±

AWG

DESCRIPTION:

AREA

REVISIONS

HK

DATE

煜倫股份有限公司