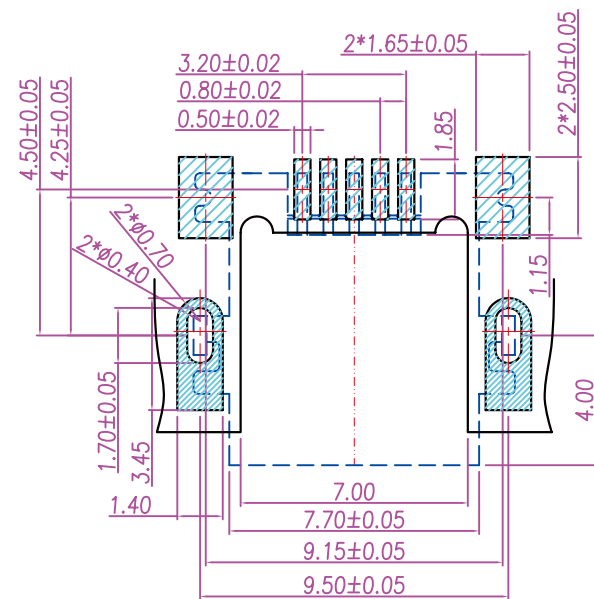
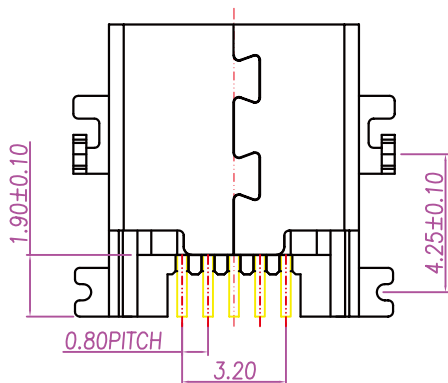
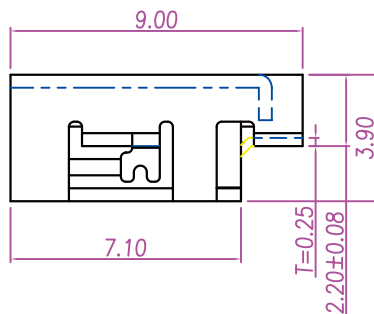
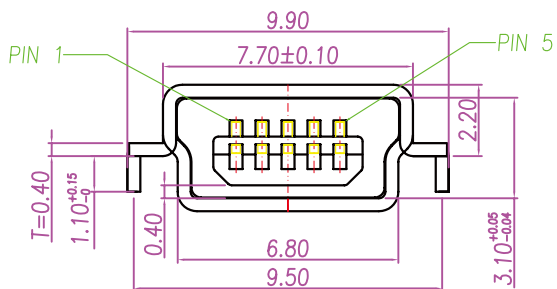


REEL PACKAGE WITH MYLAR



RECOMMENDED P.C.B. LAYOUT



NOTE:

1.ELECTRICAL PROPERTIES:

- 1-1.CONTACT CURRENT RATING:1A AT 250V AC MIN.
- 1-2.CONTACT RESISTANCE:30m Ohm MAX
- 1-3.INSULATION RESISTANCE:100M Ohm MIN.
- 1-4.DIELECTRIC WITHSTANDING VOLTAGE:AC 500V/1 MINUTE.

2.MATERIAL:

- 2-1.TERMINAL:PHOSPHOR BRONZE(C5191R-H),T=0.25mm.
- 2-2.HOUSING:LCP
- 2-3.SHELL : BRASS C2680 T=0.40mm.

3.PLATING:

- 3-1.TERMINAL: GOLD 10u" MIN ON CONTACT AREA, UNDERPLATED NICKEL OVER ALL 50u" MIN.
- 3-2.SHELL: NICKEL 60u"

BOM	
5	CONTACT
1	SHELL
1	HOUSING
數量	零件

RoHS Compliant

MORETHANALL
PCB CONNECTORS
Cable ASSEMBLIES

煜倫股份有限公司

www.morethanall.com

DRAWING BY CY

CHECKED BY GENIUS

UNIT/ mm

SCALE 1:1


DATE

SIZE A4

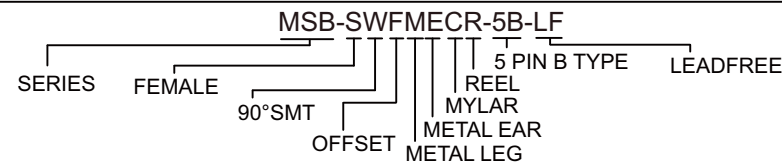
P PROJECTION

TOLERANCES ARE

X. ±
.X ± 0.20
.XX ± 0.10
.XXX ±
ANG ±



ORDER INFORMATION



DESCRIPTION: Mini Usb 5P(F) 破板式

步驟一:

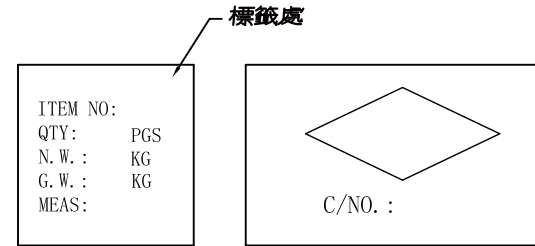
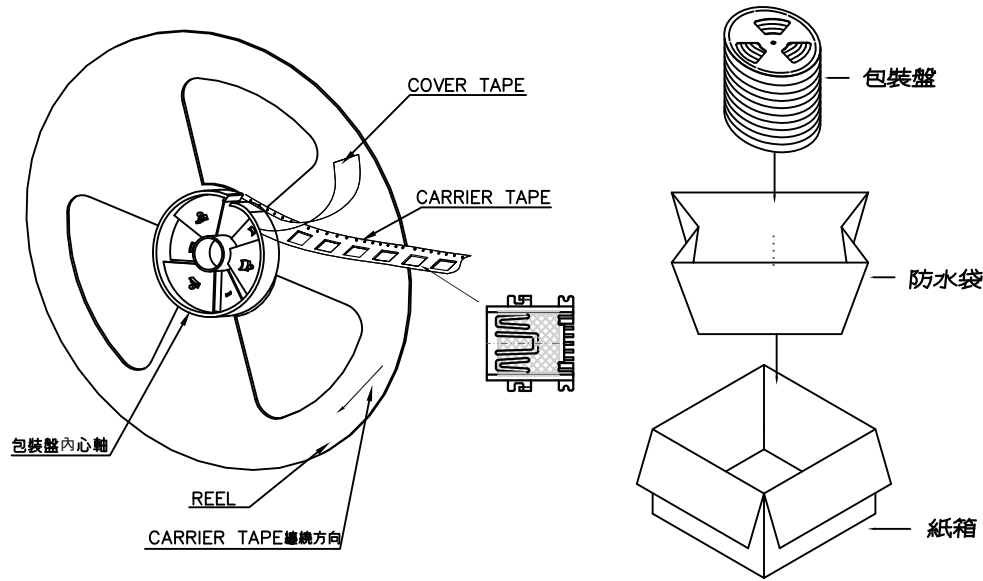
1. 將成品一一放入包裝盤內, 依同一方向置入.
2. 包裝方式, 如圖所示.
3. 一個包裝盤內放900pcs.

步驟二:

1. 一個紙箱可以裝10個包裝盤.
2. 每盤900pcs, 每箱9000pcs.
3. 將包裝盤放入防水袋中, 包裝完後再封箱.

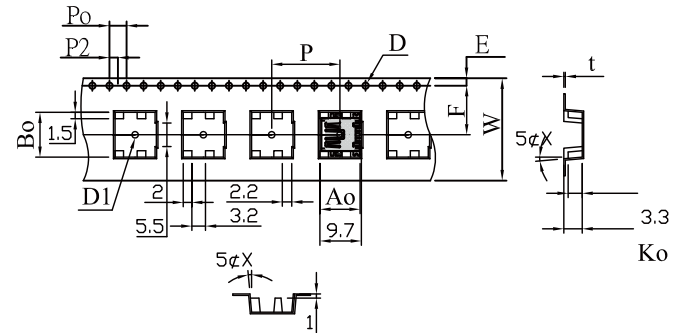
步驟三:

1. 用膠帶將紙箱封實.
2. 將標籤貼於紙箱上.



ITEM	SPEC
W	24.00 ^{+0.30} _{-0.30}
Ao	9.40 ^{+0.10} _{-0.10}
Bo	10.50 ^{+0.10} _{-0.10}
Ko	4.30 ^{+0.10} _{-0.10}
P	16.00 ^{+0.10} _{-0.10}
F	11.50 ^{+0.10} _{-0.10}
E	1.75 ^{+0.10} _{-0.10}
D	1.50 ^{+0.10} _{-0.00}
D1	1.50 ^{+0.10} _{-0.00}
Po	4.00 ^{+0.10} _{-0.10}
P2	2.00 ^{+0.10} _{-0.10}
t	0.35 ^{+0.05} _{-0.05}

SALES LEADS AND PRODUCT REQUEST FORM



NOTE:

1. 若有未裝滿之零數箱, 必須以緩衝材塞滿.
2. 在搬運過程中要輕拿輕放.
3. 載運輸中不可堆放過多, 不可有重壓現象.
4. 在裝滿產品後, 必須空留帶前和帶後15格以上, 然後用紙膠布貼上.
5. 上帶在貼下帶時必須平整, 且黏貼處不要出現氣泡.

RoHS Compliant

MORETHANALL
PCB CONNECTORS
Cable ASSEMBLIES

煜倫股份有限公司

www.morethanall.com

DRAWING BY CY

CHECKED BY GENIUS

UNIT/ mm

SCALE 1:1


DATE

SIZE A4

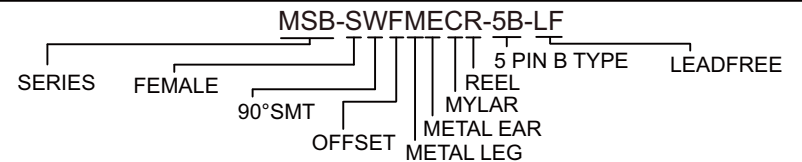
P PROJECTION

TOLERANCES ARE

X, ±
.X ± 0.20
.XX ± 0.10
.XXX ± 0.03
ANG ± 1°



ORDER INFORMATION



DESCRIPTION: Mini Usb 5P(F) 破板式包裝規範