

PCB LAYOUT

1. MATERIAL :
 - 1-1. HOUSING : LCP UL94V-0 ; COLOR : BLACK
 - 1-2. CONTACT : PHOSPHOR BRONZE
 - 1-3. SHELL : PHOSPHOR BRONZE
2. FINISH :
 - 2-1. CONTACT : 10 MICRO INCHES MIN. GOLD PLATED
SOLDER AREA : GOLD FLASH.
UNDER PLATE : NICKEL
 - 2-2. SHELL : GOLD FLASH
3. ELECTRICAL SPECIFICATION :
 - 3-1. Rated current : AC 5V/0.5A
 - 3-2. Contact Resistance: 50m Ohm or less
 - 3-3. Insulation Resistance: 100M Ohm Min at DC500V
 - 3-4. Dielectric Withstanding Voltage:
AC 100V for 1 minute(Cut-off: 0.5mA)
4. Mechanical:
 - 4-1. Insertion force: 35N (3.57kgf) max.
 - 4-2. Withdrawal Force: 1N (0.1kgf) min.

RoHS Compliant

TOLERANCES ARE



煜倫股份有限公司

www.morethanall.com

DRAWING BY CY

CHECKED BY GENIUS

UNIT / mm SCALE 1 : 1

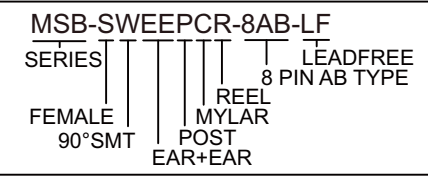
DATE

SIZE A4 PPROJECTION

X, ±
.X ± 0.20
.XX ± 0.10
.XXX ± 0.05
ANG ±

照片框

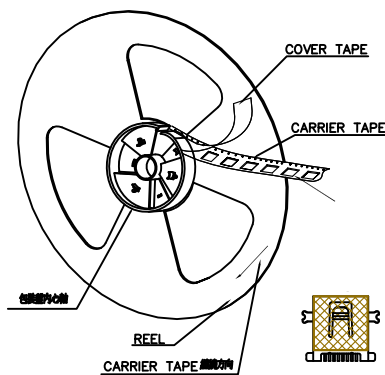
ORDER INFORMATION



DESCRIPTION: MINI USB 8PIN (F) 單排 前後SMT 雙缺口

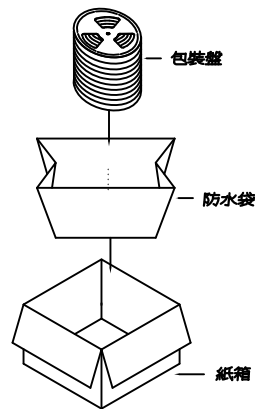
步驟一:

1. 將成品一一放入包裝盤內, 依同一方向置入。
2. 包裝方式, 如圖所示。
3. 一個包裝盤內1500pcs.



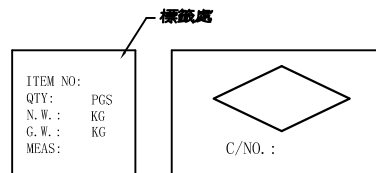
步驟二:

1. 一個紙箱可以裝10個包裝盤。
2. 每盤1500pcs, 每箱15000pcs.
3. 將包裝盤放入防水袋中, 包裝完後再封箱。



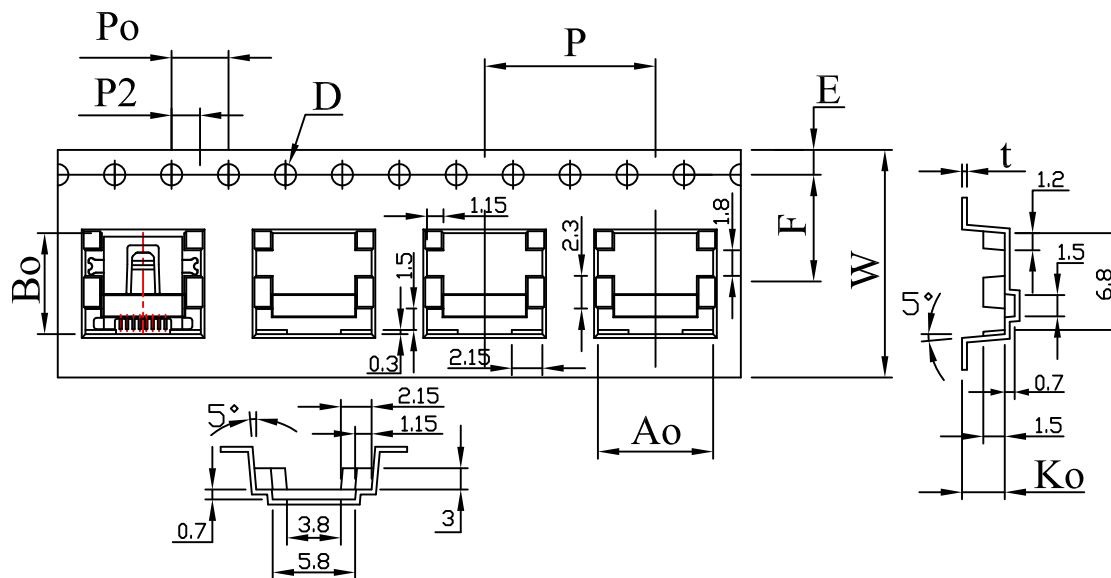
步驟三:

1. 用膠帶將紙箱封實。
2. 將標籤貼於紙箱上。



NOTE:

1. 若有未裝滿之零數箱, 必須以緩衝材塞滿。
2. 在搬運過程中要輕拿輕放。
3. 載運輸中不可堆放過多, 不可有重壓現象。
4. 在裝滿產品後, 必須空留帶前和帶後15格以上, 然後用紙膠布貼上。
5. 上帶在貼下帶時必須平整, 且黏貼處不要出現氣泡。



ITEM	SPEC
W	16.0 ^{+0.30} _{-0.30}
Ao	8.10 ^{+0.10} _{-0.10}
Bo	7.10 ^{+0.10} _{-0.10}
Ko	3.00 ^{+0.10} _{-0.10}
P	12.0 ^{+0.10} _{-0.10}
F	7.50 ^{+0.10} _{-0.10}
E	1.75 ^{+0.10} _{-0.10}
D	1.50 ^{+0.10} _{-0.10}
D1	0.00 ^{+0.10} _{-0.10}
Po	4.00 ^{+0.10} _{-0.10}
P2	2.00 ^{+0.10} _{-0.10}
t	0.35 ^{+0.05} _{-0.05}

RoHS Compliant

TOLERANCES ARE

MORETHANALL
PCB CONNECTORS
Cable ASSEMBLIES
煜倫股份有限公司

DRAWING BY CY

CHECKED BY GENIUS

UNIT / mm SCALE 1 : 1

DATE

SIZE A4

X, ±
.X ± 0.20
.XX ± 0.10
.XXX ± 0.05
ANG ±

P PROJECTION

照片框

ORDER INFORMATION

MSB-SWEEPCR-8AB-LF

SERIES | | | | | LEADFREE
8 PIN AB TYPE

FEMALE REEL
90°SMT MYLAR
POST EAR+EAR

DESCRIPTION: MINI USB 8PIN (F) 單排 前後SMT 雙缺口

www.morethanall.com