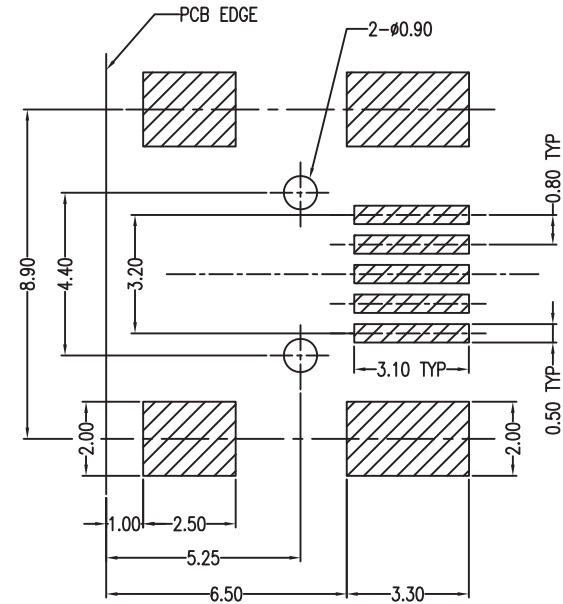
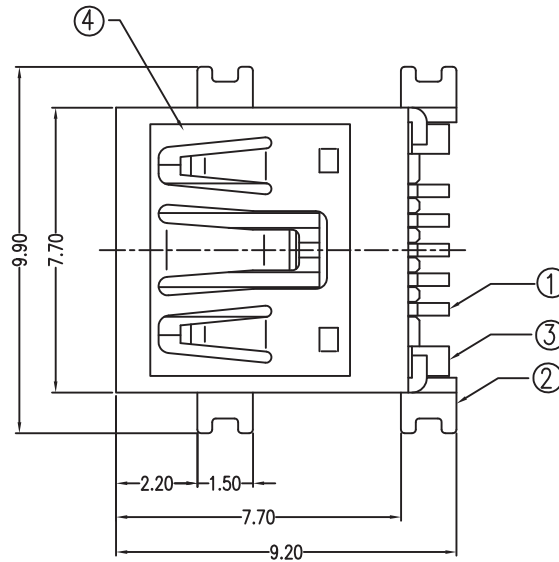
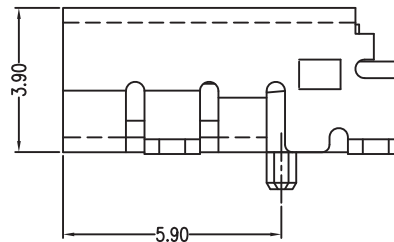
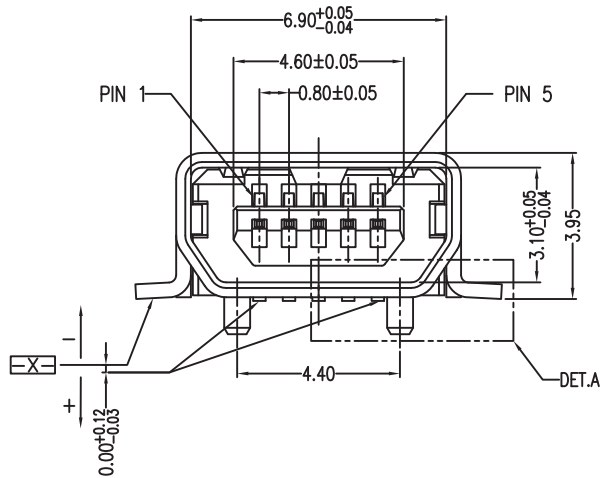


DET.A
SCALE:10:1



RECOMMENDED PCB LAYOUT(t=0.80±0.15)
COMPONENT SIDE



ITEM	DESC.	MATERIAL	REMARKS	PART REMARKS
4	PAPER	POLYIMIDE(t=0.025)	COLOR:TRANSPARENT YELLOW	
3	HOUSING	HIGH TEMPERATURE PLASTIC	G.F 30%, UL94V-0 COLOR: GRAY	
2	SHELL	COPPER ALLOY (t=0.40)	OVER-PLATING: Ni 40u"	
1	TERMINAL	COPPER ALLOY (t=0.20)	CONTACT AREA: Au 30u" SOLDER AREA: SEE NOTE UNDER-PLATING: Ni 50u"	

RoHS Compliant

TOLERANCES ARE

MORETHANALL
PCB CONNECTORS
Cable ASSEMBLIES

DRAWING BY CY

X. ±

CHECKED BY GENIUS

.X ±

UNIT / mm

SCALE 1 : 1

.XX ±

DATE

.XXX ±

ANG ±

SIZE A4

PJECTION

照片框

ORDER INFORMATION

MISB-SW-5AB-LF

SERIES | LEADFREE
5 PIN AB TYPE
90°SMT
FEMALE

煜倫股份有限公司

www.morethanall.com

DESCRIPTION: