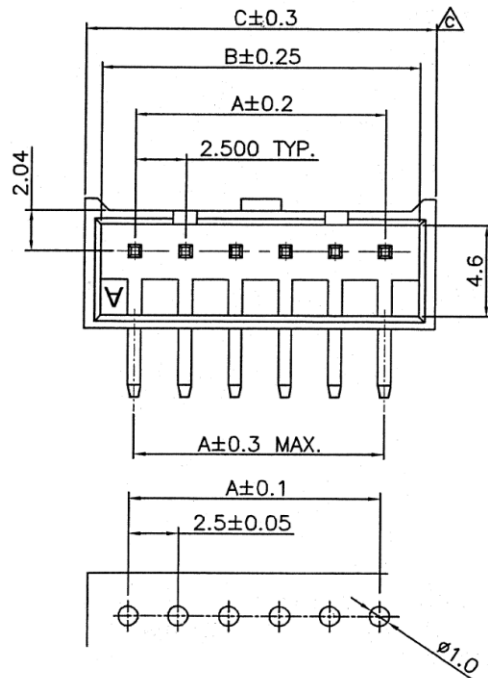


TABLE-1

VOID TYPE	DESCRIPTION
N02	NO.2 CIRCUIT VOID
NXX	NO.XX CIRCUIT VOID
NB1	NO.1 & 3 CIRCUITS VOID
NB2	NO.2 & 4 CIRCUITS VOID
NB8	NO.8 & 10 CIRCUITS VOID
NC2	NO.2, 4, 6 CIRCUITS VOID
ND2	NO.2, 4, 6, 8 CIRCUITS VOID
NE2	EVEN CIRCUITS VOID
N2A	NO.2 & 3 CIRCUITS VOID
N2B	NO.3 & 4 CIRCUITS VOID
N3A	NO.2, 3, 4 CIRCUITS VOID
N3B	NO.3, 4, 5 CIRCUITS VOID
N4A	NO.2, 3, 4, 5 CIRCUITS VOID

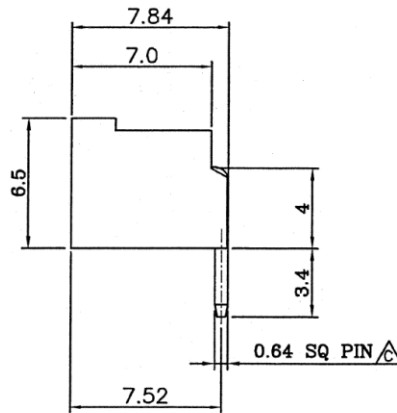
DIMENSIONS:

CIRCUITS	DIM. A	DIM. B	DIM. C
2	2.50	5.9	7.5
3	5.00	8.4	10.0
4	7.50	10.9	12.5
5	10.00	13.4	15.0
6	12.50	15.9	17.5
7	15.00	18.4	20.0
8	17.50	20.9	22.5
9	20.00	23.4	25.0
10	22.50	25.9	27.5
11	25.00	28.4	30.0
12	27.50	30.9	32.5
13	30.00	33.4	35.0
14	32.50	35.9	37.5
15	35.00	38.4	40.0



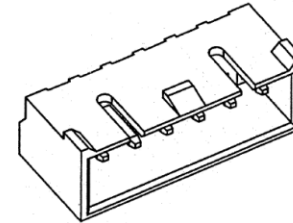
P.C. BOARD LAYOUT

P.C. BOARD THICKNESS: 1.60mm
(GENERAL TOLERANCE ±0.05)



NOTES:

- MATERIAL: BASE: GLASS-FILLED(G/F) NYLON 66/94V-0
CONTACT PIN: BRASS



MORETHANALL
PCB CONNECTORS
Cable ASSEMBLIES

煜倫股份有限公司

www.morethanall.com

RoHS Compliant

DRAWING BY CY
CHECKED BY GENIUS
UNIT/mm SCALE 1:1
DATE
SIZE A4

TOLERANCES ARE

X. ± 0.50
.X ± 0.25
.XX ± 0.15
.XXX ± 0.08
ANG ± 3°

P PROJECTION

照片框

ORDER INFORMATION

MS-RL-xx-LF
SERIES | LEADFREE
| 02-15 WAY
| LOCK
| DIP 90°

DESCRIPTION: