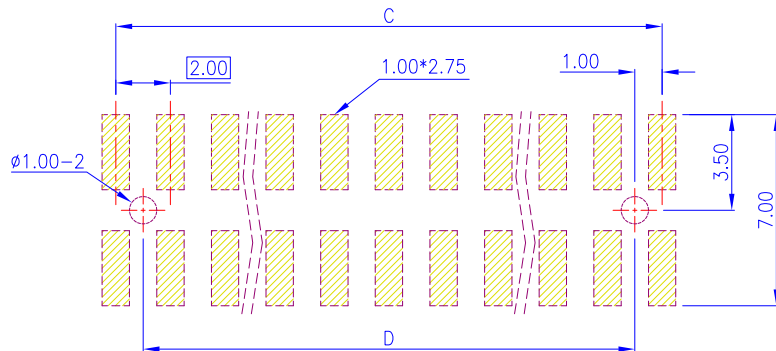
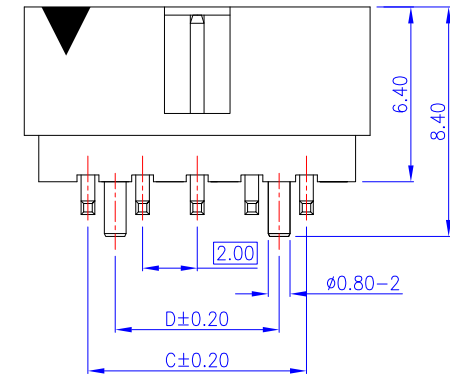


10 Pin



PCB Layout  
(Top View)

### Material and Finish

1. Housing: NY6T (UL94V-0), Black.
2. Terminal: Sq. 0.50mm Copper Alloy, Gold Plating.

### Electrical Characteristics

1. Current Rating: 1.0 Amp. Max..
2. Dielectric Withstand Voltage:  
800V AC RMS for 60Seconds.
3. Insulation Resistance:  
1000M Ohms Min. at 500V DC.

### Mechanical Characteristics

1. Operating Temperature: -55°C ~ +105°C

Order Information	Dimension				
	Pos.	A	B	C	D
MPVK-VP-2X05	10	12.65	10.85	8.00	6.00
MPVK-VP-2X07	14	16.65	14.85	12.00	10.00
MPVK-VP-2X08	16	18.65	16.85	14.00	12.00
MPVK-VP-2X12	24	26.65	24.85	22.00	20.00
MPVK-VP-2X13	26	28.65	26.85	24.00	22.00
MPVK-VP-2X15	30	32.65	30.85	28.00	26.00

RoHS Compliant

TOLERANCES ARE

**MORETHANALL**  
PCB CONNECTORS  
Cable ASSEMBLIES

煜倫股份有限公司

www.morethanall.com

DRAWING BY CY

CHECKED BY GENIUS

UNIT / mm


SCALE 1 : 1

DATE

SIZE A4

P PROJECTION

X, ±  
.X ± 0.30  
.XX ± 0.20  
.XXX ± 0.10  
ANG ±



### ORDER INFORMATION

MPVK-VP-2Xxx-LF

SERIES | LEADFREE  
2X05 :10WAY  
2X15 :30WAY  
POST  
180°SMT

DESCRIPTION: 2.00mm Box Header, Molex Type PCB Surface Mount Type, Dual Rows Dual Post