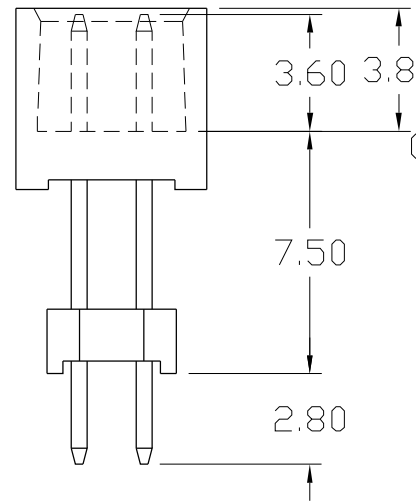
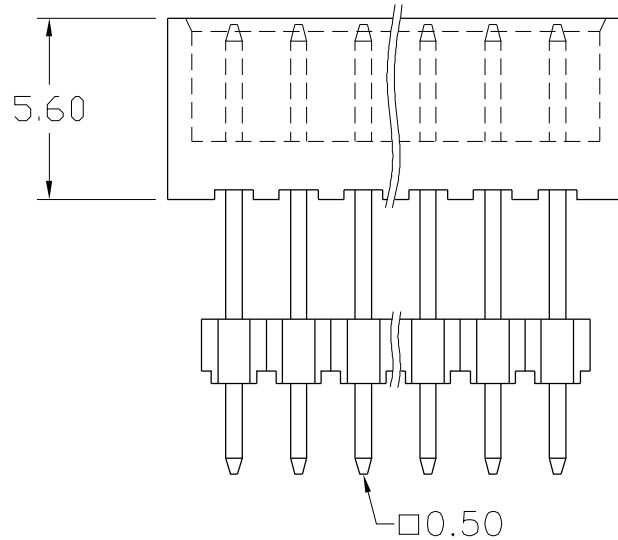
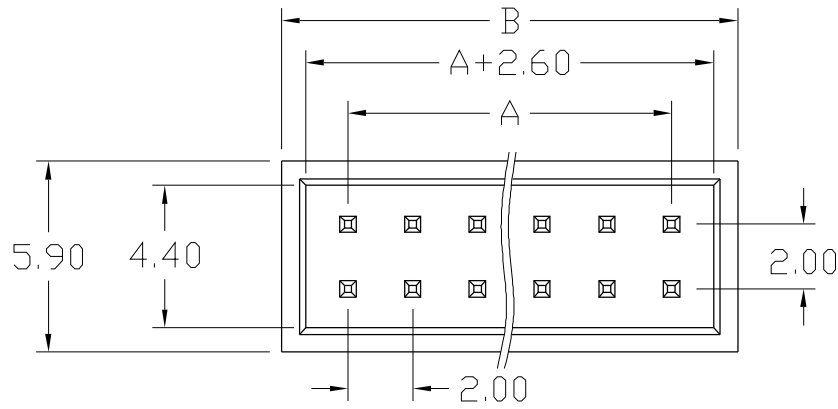
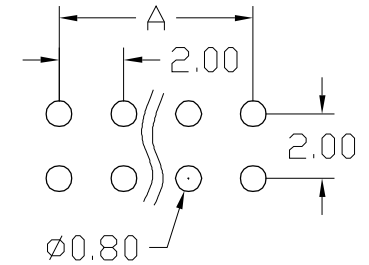


No. of Contacts	DIMENSIONS		REMARK (備註)
	A	B	
6	4.00	8.10	○
8	6.00	10.10	○
10	8.00	12.10	○
12	10.00	14.10	○
14	12.00	16.10	○
16	14.00	18.10	○
18	16.00	20.10	○
20	18.00	22.10	○
22	20.00	24.10	○
24	22.00	26.10	○
26	24.00	28.10	○
28	26.00	30.10	○
30	28.00	32.10	○
32	30.00	34.10	○
34	32.00	36.10	○
36	34.00	38.10	○
38	36.00	40.10	○
40	38.00	42.10	○
42	40.00	44.10	○
44	42.00	46.10	○
46	44.00	48.10	○
48	46.00	50.10	○
50	48.00	52.10	○
52	50.00	54.10	○
54	52.00	56.10	○
56	54.00	58.10	○
58	56.00	60.10	○
60	58.00	62.10	○
62	60.00	64.10	○
64	62.00	66.10	○



Recommended P.C.Board Hole Layout
(P.C.B Tolerance:±0.05)



SPECIFICATIONS

Current Rating: 1 Amp
 Insulator resistance: 5000 Megohms min.
 Dielectric withstanding: AC 500 V
 Operating Temperature: -40° ~ +105°C
 Contact Material: Copper Alloy
 Insulator Material: High Temperature plastic,UL 94V-0

Finish: Tin,Gold or Duplex plated

◎Note:

Duplex plating: gold plated on contact area,
Tin on solder area

RoHS Compliant

TOLERANCES ARE

MORETHANALL
PCB CONNECTORS
Cable ASSEMBLIES

煜倫股份有限公司

www.morethanall.com

DRAWING BY CY

CHECKED BY GENIUS

UNIT / mm SCALE 1 : 1

DATE

SIZE A4

X, ± 0.30
 .X ± 0.30
 .XX ± 0.20
 .XXX ± 0.10
 ANG ± 1°

PPOJECTION

照片框

ORDER INFORMATION

MPV-DS07528-2Xxx-LF
 SERIES | | | LEADFREE
 | | | 2X03:06WAY
 | | | 2X32:64WAY
 DIP 180° | | | DIP 2.8mm
 | | | HIGH 7.5mm
 | | | SEMI GOLD

DESCRIPTION: