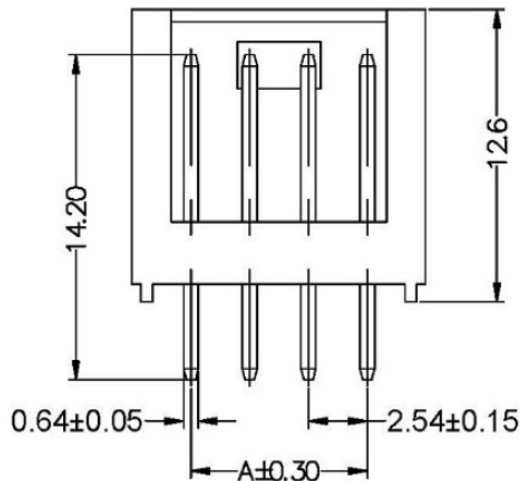
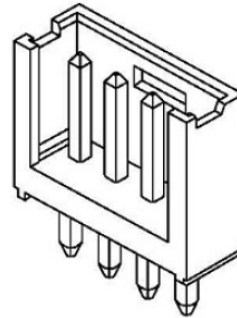
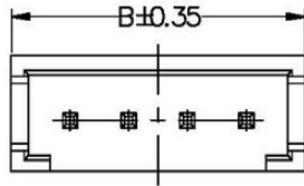


Recommended P.C.B Layout  
General Tolerance: ±0.05



■ SPECIFICATIONS :

- Voltage Rating: 250V AC / DC
- Current Rating: 3.0A AC / DC
- Withstanding Voltage: 1000V AC/minute
- Temperature Range: -25°C~+85°C
- Insulation Resistance: 1000MΩ Min.
- Contact Resistance: 20mΩ Max.

■ \*Material:

PIN: Brass  
Plating: G-Gold Flash  
Wafer: PBT UL94V-0  
Color: Black

Ordering Information & Dimensions

Circuits	Dimensions (mm)		Circuits	Dimensions (mm)	
	A	B		A	B
02P	2.54	7.62	13P	30.48	35.56
03P	5.08	10.16	14P	33.02	38.10
04P	7.62	12.70	15P	35.56	40.64
05P	10.16	15.24	16P	38.10	43.18
06P	12.70	17.78	17P	40.64	45.72
07P	15.24	20.32	18P	43.18	48.26
08P	17.78	22.86	19P	45.72	50.80
09P	20.32	25.40	20P	48.26	53.34
10P	22.86	27.94	21P	50.80	55.88
11P	25.40	30.48	22P	53.34	58.42
12P	27.94	33.02			

RoHS Compliant

TOLERANCES ARE

**MORETHANALL**  
PCB CONNECTORS  
Cable ASSEMBLIES

煜倫股份有限公司

www.morethanall.com

DRAWING BY CY

CHECKED BY GENIUS

UNIT / mm

SCALE 1 : 1

DATE

SIZE A4

PPOJECTION

X, ±  
.X ±  
.XX ±  
.XXX ±  
ANG ±

照片框

ORDER INFORMATION

MOD-DG-1Xxx-LF  
SERIES | LEADFREE  
1X02:02WAY  
1X22:22WAY  
GOLD  
DIP 180°

DESCRIPTION: 2.54 180° Single Row Wafer