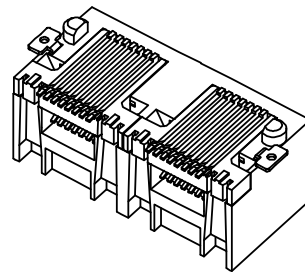
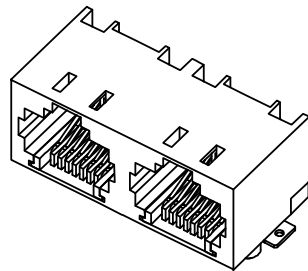
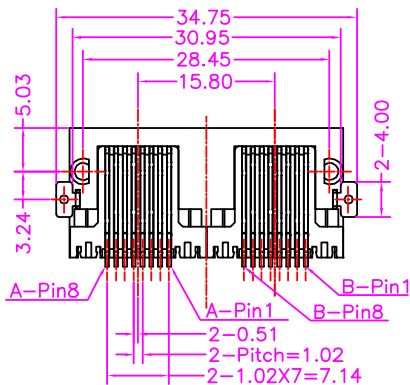
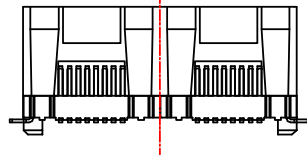
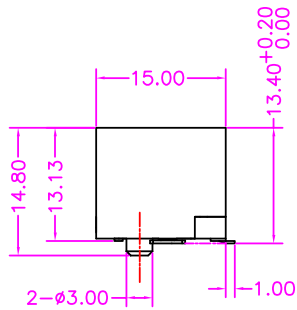
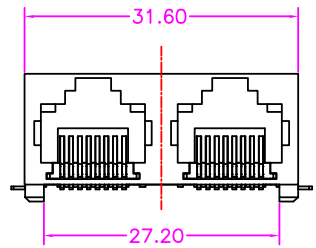


TOLERANCE: ± 0.05 THICKNESS: - - mm (Min)
RECOMMENDED PCB LAYOUT/ Top View



Material

- 2.1 Housing : 9T Polyester UL94V-0, Color- See Part NO.
- 2.2 Terminal : 0.30 ± 0.10 mm Thickness Phosphor Bronze
- 2.3 Hold Down : 0.40 ± 0.10 mm Thickness Brass.

Finish

- 3.1 Contact: AU On Contact Area 3μ "
Solder Area Sn 80μ " Min, Nickel Plating 50μ " Min.
- 3.2 Hold Down : 50μ " Min Nickel Plated Overall.

Specification:

- 4.1 Mating: AC 125V 1.5A.
- 4.2 Contact resistance $\leq 60m\Omega$.
After test: $\leq 60m\Omega$.
- 4.3 Insulation resistance: (DC 500V)
 $500M\Omega$.
After test: $\geq 200M\Omega$.
- 4.4 Withstanding voltage: 500V AC.
- 4.5 Mating force: 25N Max.
- 4.6 Life test: 1000 cycles Min.
- 4.7 Lead Soldering Temperature
Housing Material 9T = $260 \pm 5^\circ 10s$

RoHS Compliant

TOLERANCES ARE

MORETHANALL
PCB CONNECTORS
Cable ASSEMBLIES

DRAWING BY CY

CHECKED BY GENIUS

UNIT / mm

SCALE 1 : 1

DATE

SIZE A4

P PROJECTION

X, \pm
.X ± 0.50
.XX ± 0.30
.XXX ± 0.15
ANG \pm

照片框

ORDER INFORMATION

MJW13UA2-KX03EP2-0808-LF

SERIES

LEADFREE

8P8C

EAR+POST

03u" GOLD

NON EAR

BLACK

煜倫股份有限公司

www.morethanall.com

DESCRIPTION: RJ45 Connector Side Entry Modular Jack-SMT