

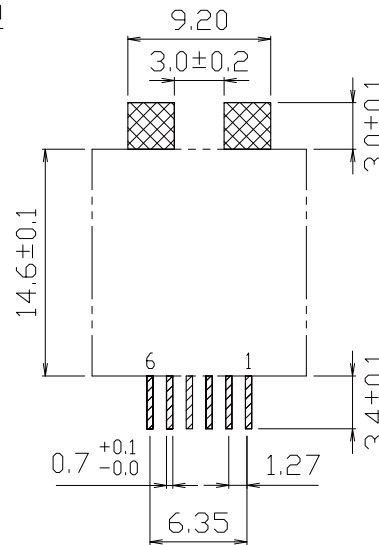
MATERIALS:

- HOUSING-PA9T GN2330  
HEAT RESISTANT PLOYAMIDE RESIN  
BLACK COLOR, UL94V-0
- INSERT HOUSING-DSM STANYL TE250F6 (NYLON-46)  
HEAT DEFLECTION TEMP.290°  
BLACK COLOR, UL94V-0.
- CONTACTS-0.35mm THICK PHOS-BRONZE  
PLATED WITH HARD GOLD AND  
GOLD FLASH IN SOLDER AREA.
- HOLD DOWN-0.35mm THICK COPPER ALLOY,  
PLATED WITH TIN.

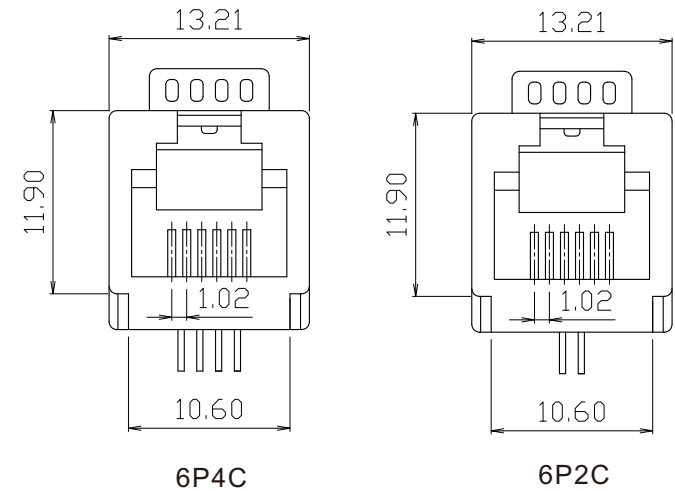
CAVITY CONFIRMS TO FCC RULES AND REGULATIONS  
PART 68,SUBPART F.

NOTE:

1. A AND B HIGHEST POINT MUST OVER C FLAT SURFACE.
2. THE MAXIMUM DISTANCE (0.15m/m) BETWEEN LOWEST AND HIGHEST ON A AND B FLAT SURFACE.



PCB LAYOUT  
-Ref.



**MORETHANALL**  
PCB CONNECTORS  
Cable ASSEMBLIES

煜倫股份有限公司

www.morethanall.com

RoHS Compliant

DRAWING BY CY

CHECKED BY GENIUS

UNIT/mm SCALE 1:1


DATE

SIZE A4

TOLERANCES ARE

X, ±  
.X ± 0.25  
.XX ± 0.13  
.XXX ± 0.05  
ANG ±

P PROJECTION



ORDER INFORMATION

MJV13-KX06-06xx-LF

SERIES

0606:6P6C  
0604:6P4C  
0602:6P2C

LEADFREE

06u" GOLD  
NON EAR  
BLACK

DESCRIPTION: 6POSITION TOP ENTRY SMT TYPE  
W/O BOARD LOCK PCB JACK