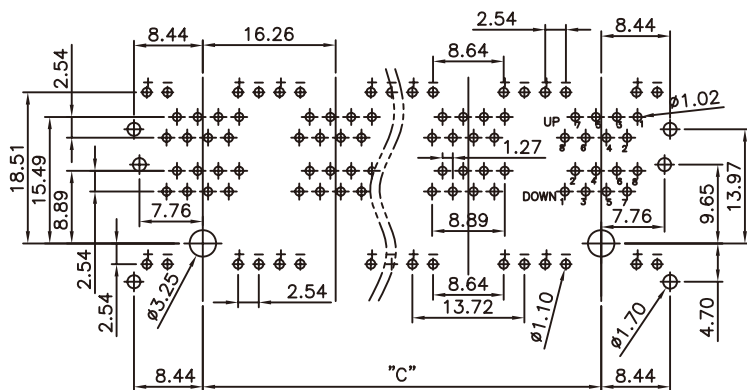
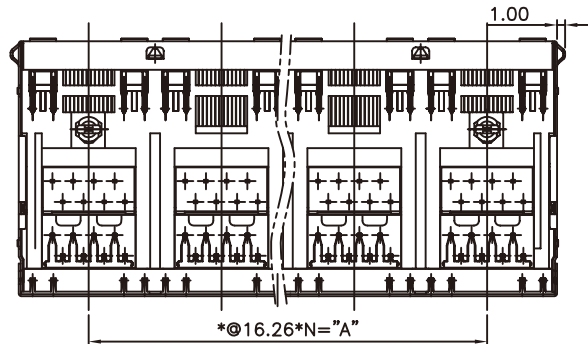
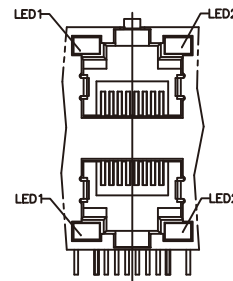


SIDE VIEW FOR 2X2 ONLY



PC Board Layout example  
Component Side Shown



LED LAYOUT

**NOTES:**

**ELECTRICAL:**

- VOLTAGE RATING : 125 VAC.
- CURRENT RATING : 1.5 AMP.
- CONTACT RESISTANCE : 50 MILLIOHMS MAX.
- INSULATION RESISTANCE: 1000 MEGOHMS MIN. @ 500 VDC.
- DIELECTRIC STRENGTH : 1000 VAC 60Hz, 1MIN.

**MECHANICAL:**

- HOUSING MATERIAL : HIGH TEMP. UL94V-0.
- CONTACT MATERIAL : PHOSPHOR BRONZE t=0.35mm
- PLATING : 1: CONTACT AREA- SELECTIVE GOLD PLATING.  
2: TAILS-PLATED TIN OVER NICKEL.  
GOLD PLATING OVER NICKEL.
- OPERATING LIFE : 750 CYCLES MIN.
- PCB RETENTION PRE-SOLDER : 1 LB MIN.
- PCB RETENTION POST-SOLDER: 10 LBS MIN.
- LED SIZE : 3.2\*2.0\*4.0\*P=2.29mm

**ENVIRONMENTAL:**

- STORAGE : -40°C TO +85°C.
- OPERATION: -40°C TO +85°C.

MATES WITH MODULAR PLUG CONFORMING TO FCC PART 68, SUBPART F.

PORTS	N	A±0.25	B±0.25	C±0.05
2x8	7	113.82	130.95	113.82
2x6	5	81.30	98.43	81.30
2x4	3	48.78	65.91	48.78
2x3	2	32.52	49.45	32.52
2x2	1	16.26	33.39	16.26

**RoHS Compliant**

TOLERANCES ARE

**MORETHANALL**  
PCB CONNECTORS  
Cable ASSEMBLIES

煜倫股份有限公司

www.morethanall.com

DRAWING BY CY

CHECKED BY GENIUS

UNIT / mm SCALE 1 : 1

DATE

SIZE A4

X, ±


.X, ±

.XX, ±

.XXX, ±

ANG, ±

P PROJECTION



**ORDER INFORMATION**

**MJF27ULBx-KF03A4GRPPA-0808**

SERIES 8P8C  
Fr52 MATERIAL  
LED1:GREEN/ LED2:RED  
FRONT TAB 4.7mm  
03u" GOLD  
BLACK FULL SPRING

DESCRIPTION: 2XN STACKED LED JACK