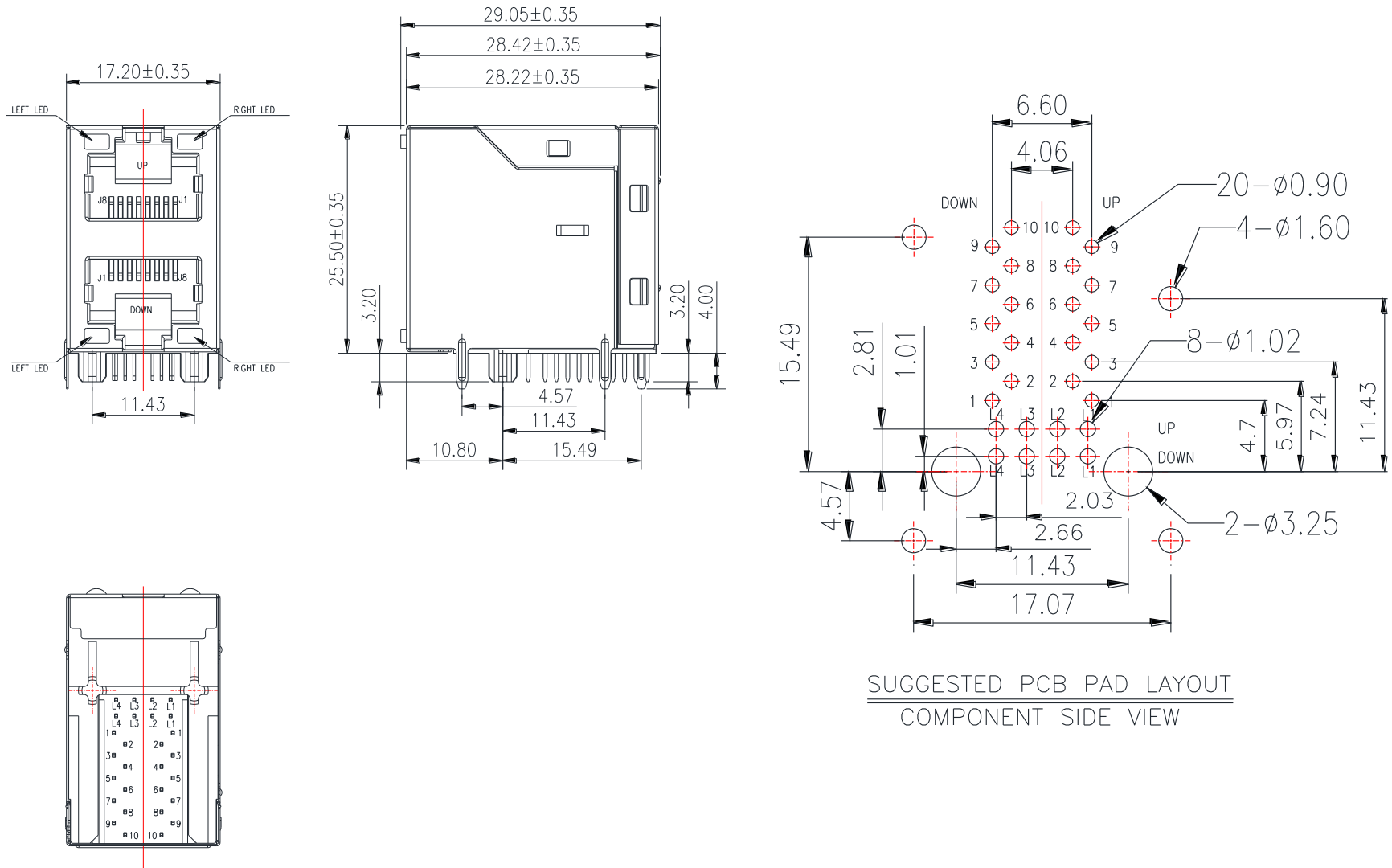


# 一、Mechanical Dimensions



SUGGESTED PCB PAD LAYOUT  
COMPONENT SIDE VIEW

RoHS Compliant

TOLERANCES ARE

**MORETHANALL**  
PCB CONNECTORS  
Cable ASSEMBLIES  
煜倫股份有限公司  
www.morethanall.com

DRAWING BY CY  
CHECKED BY GENIUS  
UNIT / mm SCALE 1 : 1  
DATE  
SIZE A4 PROJECTION

X, ±  
.X ± 0.30  
.XX ± 0.25  
.XXX ±  
ANG ±



ORDER INFORMATION

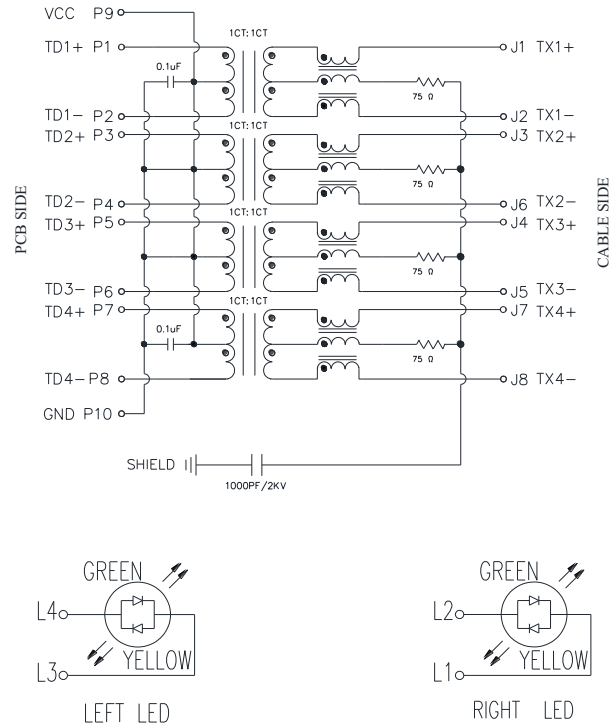
MJF25T910ULB1-KX06A4GYGY-0808

SERIES

8P8C  
LED 1.2 / LED 3.4  
GREEN, YELLOW / GREEN, YELLOW  
FRONT TAB 4.57mm  
BLACK GOLD 06u" NON SPRING

DESCRIPTION: RJ45 1000 BASE-T 2X1 JACK WITH MAGNETIC MODULE

## 二、Schematics



Emitting Color	$\lambda_p$ (nm)	$V_f @ I_f=20mA$	$I_r @ V_r=5V$
GREEN	570	1.7 ~2.6 V	10mA max
YELLOW	590	1.7 ~2.6 V	10mA max

## 三、ELECTRICAL SPECIFICATIONS@25°C:

1. Turn Ratio( $\pm 3\%$ ): 1CT:1CT
2. OCL(100KHz/0.1V@8mA):350uH MIN.
3. Insertion Loss(dB MAX):-1.1dB(0.3-1MHz), -0.8dB(1-65MHz),  
-1.0dB(65-100MHz), -1.2dB(100-125MHz)
4. Return Loss(dB MIN): -18dB(1-40MHz), -12+20log(f/80)dB(40-100MHz)
5. Cross talk(dB MIN):-35dB(1-40MHz), -33+20log(f/50)dB(40-100MHz)
6. CMR(dB MIN):-30dB(1-100MHz)
7. CDMR(dB MIN):-30dB(1-100MHz)
8. HI-POT(Pri to Sec): 1500Vrms or 2250VDC
9. Operating Temperature:-40°C TO +85°C
10. RoHS compliance: YES

RoHS Compliant

TOLERANCES ARE

**MORETHANALL**  
PCB CONNECTORS  
Cable ASSEMBLIES  
煜倫股份有限公司

DRAWING BY CY

CHECKED BY GENIUS

UNIT / mm


SCALE 1 : 1

DATE

SIZE A4

P PROJECTION

X,  $\pm$   
.X  $\pm$  0.30  
.XX  $\pm$  0.25  
.XXX  $\pm$   
ANG  $\pm$



ORDER INFORMATION

MJF25T910ULB1-KX06A4GYGY-0808

SERIES

BLACK

GOLD

06u"

NON SPRING

8P8C

LED 1.2 /

GREEN, YELLOW / GREEN, YELLOW

LED 3.4

FRONT TAB 4.57mm

DESCRIPTION: RJ45 1000 BASE-T 2X1 JACK WITH MAGNETIC MODULE

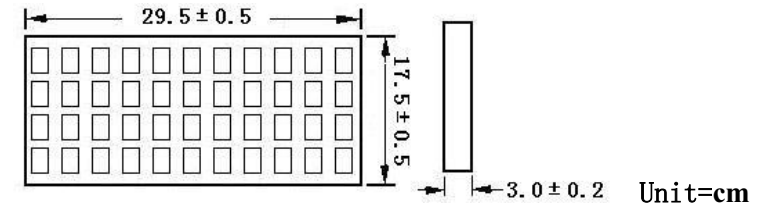
www.morethanall.com

## 四、Mechanicals

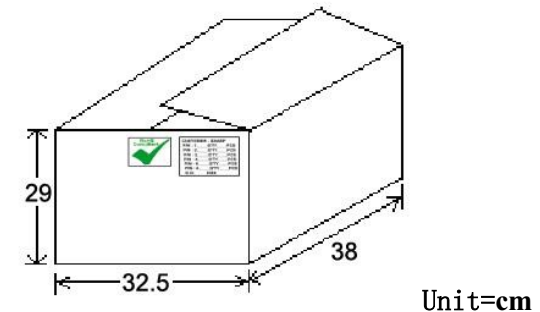
1. THE PRODUCT IS ROHS COMPLIANT.
2. ALL DIMENSIONS FOLLOW :  
-FCC SUBPART F, 68,500, FIGURE (C) (2) (I) & (C) (2) (II) & (C) (3) (I) IEC 60603-7  
-ALL PLUGS MUST BE MEETING THE REQUIREMENTS OF PLUG GO & NO-GO GAUGE.
3. GAUGE FOLLOW : FCC SUBPART F, 68,500, FIGURE (C) (4) (I) & (C) (5) (I)  
-THERE MUST BE NO DAMAGE TO HOUSING AND LOCKING LATCH.  
-THERE MUST BE NO NICKS AND CUTS IN CABLE.  
-DURABILITY : 750 CYCLES GENERALLY
4. PART CAN BE RECOMMENED FOR REFLOW SOLDERING PROCESS.  
PEAK REFLOW SOLDERING TEMPERATURE IS 260° C MAX,5 SECONDS MAX.
5. OPERATING TEMPERATURE:-40 TO +85° C;
6. STORAGE TEMPERATURE: -40 TO +85° C
7. MATERIAL :
  - 7.1 HOUSING: HIGH TEMPERATURE THERMOPLASTIC LCP,  
FLAMMABILITY RATING ,UL 94V-0; COLOR:BLACK.
  - 7.2 SHELL: BRASS C2680, THICKNESS=0.20mm.PLATING NICKEL 30u"Min;
  - 7.3 RJ TERMINAL: HIGH TEMPERATURE THERMOPLASTIC LCP, COLOR:BLACK;  
UL 94V-0;  
RJ PIN:THICKNESS=0.30mm.PHOS-BRONZE C5210.  
PLATING: 50u" MIN NICKEL UNDERPLATING ALL AREA.  
100u" MIN TIN ON SOLDER TAIL.  
6u" GOLD ON CONTACT AREA.
  - 7.4 PHY PIN:THICKNESS=0.30mm. BRASS C2680.  
PLATING: 50u" MIN NICKEL UNDERPLATING ALL AREA.  
100u" MIN TIN ON SOLDER TAIL.
  - 7.5 LIGHT PIPE : PC, TRANSPARENT.

## 五、Packaging

1. packaging unit : 44 PCS/tray
2. packaging material : PET



3. outer carton unit: 704 pcs/ 16 Trays/box
4. Weight: 13.0kg per carton



RoHS Compliant

TOLERANCES ARE

**MORETHANALL**  
PCB CONNECTORS  
Cable ASSEMBLIES

煜倫股份有限公司

www.morethanall.com

DRAWING BY CY

CHECKED BY GENIUS


UNIT / mm SCALE 1 : 1

DATE

SIZE A4

X, ±  
.X ± 0.30  
.XX ± 0.25  
.XXX ±  
ANG ±

PJECTION



ORDER INFORMATION

MJF25T910ULB1-KX06A4GYGY-0808

SERIES

BLACK

GOLD 06u"  
NON SPRING

8P8C  
LED 1.2 /  
GREEN, YELLOW /  
FRONT TAB 4.57mm

LED 3.4  
GREEN, YELLOW

DESCRIPTION: RJ45 1000 BASE-T 2X1 JACK WITH MAGNETIC MODULE