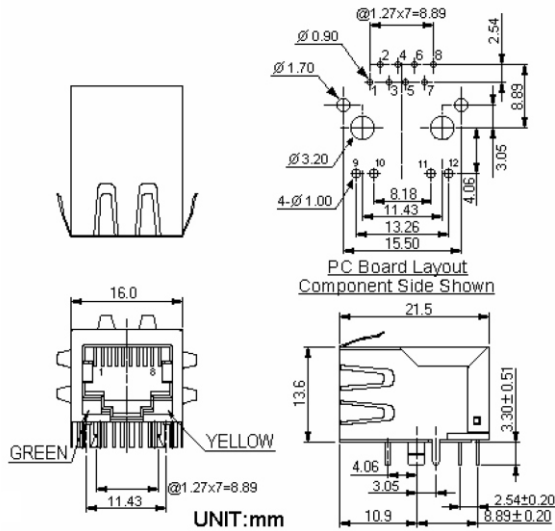
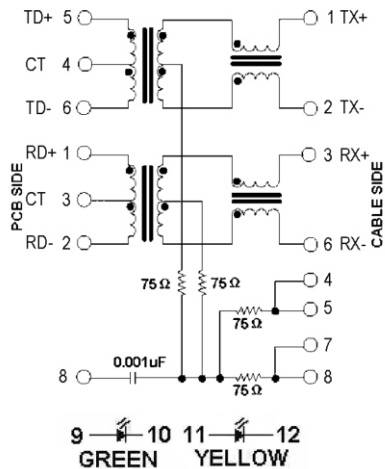


## Mechanicals Dimensions



Unless otherwise specified, all tolerances are  $\pm 0.25$

## Schematics



## ELECTRICAL SPECIFICATIONS

Turn Ratio ( $\pm 2\%$ ): TX&RX=1CT:1CT

OCL(100KHZ/0.1V@8mA): 350uH MIN.

INSERTION LOSS (dB MAX):-1.0dB(1-100MH

Return Loss (dB MIN):

-18dB(1-30MHz),-16dB(30-45MHz),-14dB(45-60

Cross talk (dB MIN):-35dB(1-100MHz)

CMR(dB TYP): -35dB(1-100MHz)

HI-POT TEST: 1500Vrms/0.5mA/60Sec

OPERATING TEMPERATURE:0°C TO 70°C

RoHS compliance:YES

RoHS Compliant

**MORETHANALL**  
CONNECTORS  
ASSEMBLIES

PART NO. MJF13T34L-KF30B3GY-0808

DWG NO. MJF13T34L-KF30B3GY-0808

FILE NO.

UNIT / mm

SCALE 1:1

CHECKED BY CY

DRAWING BY

PROJECTION

TOLERANCES ARE

.X  $\pm 0.2$

.XX  $\pm 0.1$

.XXX  $\pm$

AWG

DESCRIPTION:

AREA

REVISIONS

HK

DATE

焜倫股份有限公司

## Mechanicals

### Housing Material:

MATERIAL:NYLON GF (Fr50) UL94V-0 STANDARD COLOR:BLACK

### Insert Material:

MATERIAL:Phos-Bronze C5210 EH---0.35mm Thickness

Insert -PBT GF UL94V-0

1.PLATING(1) NICKEL

2.PLATING(2) 100%Sn

3.PLATING(3) GOLD (3u " ~50u " )

### Plate Material:

PBT GF UL 94V-0

### Contact pin Material:

MATERIAL: Phos-Bronze C5210 EH---0.35mm Thickness

1.PLATING(1) NICKEL

2.PLATING(2) 100%Sn

### Shielding Material:

BRASS C2680 H.---0.25mm THICKNESS PLATING NICKEL

### Operating Life:750 Cycles MIN.

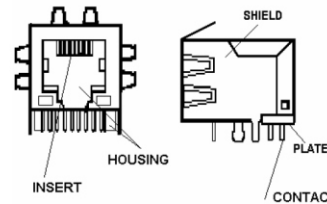
## Environmental

1.Storage Temp:-40°C TO +85°C.

2.Operating Temp: 0°C TO +70°C.

3.Wave Soldering Temperature:230~250°C(3~5 SECONDS)

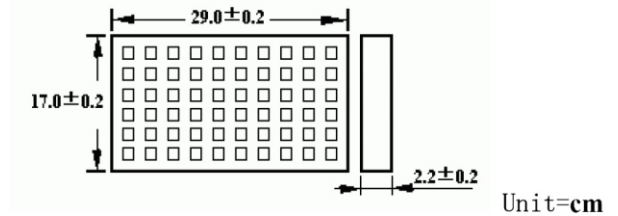
4. MATES WITH MODULAR PLUG CONFORMING TO FCC PART 68,SUBPART F.



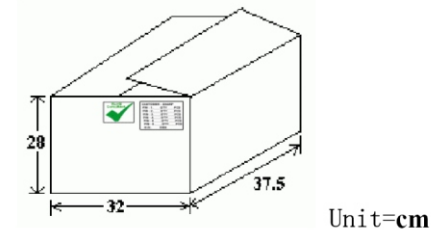
## Packaging

1. packaging unit : 60 PCS/tray

2. packaging material : PVC



3. outer carton unit: 1320 pcs/ 22 Trays/box



**MORETHANALL**  
CONNECTORS  
ASSEMBLIES

PART NO. MJF13T34L-KF30B3GY-0808

DWG NO. MJF13T34L-KF30B3GY-0808

CHECKED BY CY

TOLERANCES ARE

.X ± 0.2

.XX ± 0.1

.XXX ±

AWG

DESCRIP TION:

煜倫股份有限公司

FILE NO.

DRAWING BY

UNIT / mm

SCALE 1:1

PROJECTION



AREA

REVISIONS

HK

DATE