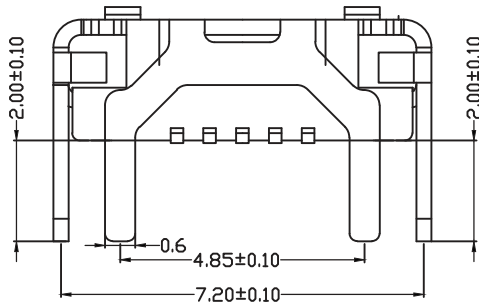
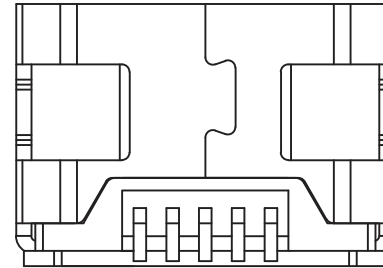
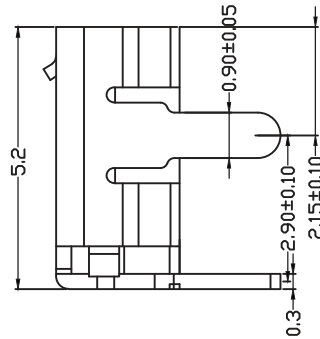
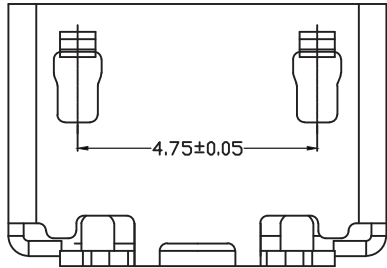


RECOMMENDED PCB LAYOUT



备注:

1. 产品规格:

- 1-1. 插入力: 35N MAX.
- 1-2. 拔出力: 10N MIN. INITIAL 8-20N AFTER 3000 CYCLES
- 1-3. 额定电流: 1.0A
- 1-4. 额定电压: 30V
- 1-5. 耐久性: 3000 CYCLES MIN.
- 1-6. 耐电压: 100V AC MIN.
- 1-7. 接触阻抗: 30mΩ MAX. INITIAL; 40mΩ MAX AFTER 3000 CYCLES
- 1-8. 绝缘电阻: 100MΩ MIN
- 1-9. 工作温度: -30° TO +80°

2. 材质:

- 2.1 胶芯: LCP UL94V-0
- 2.2 端子: C2680R-H, 镍底, 镀金 GOLD
- 2.3 外壳: SUS

3. 所用材质须符合RoHS要求

4. 重点尺寸标识"▲"符号

RoHS Compliant

TOLERANCES ARE

MORETHANALL
PCB CONNECTORS
Cable ASSEMBLIES

煜倫股份有限公司

www.morethanall.com

DRAWING BY CY

CHECKED BY GENIUS

UNIT / mm SCALE 1 : 1

DATE

SIZE A4

X. ± 0.50

.X ± 0.20

.XX ± 0.10

.XXX ± 0.03

ANG ± 1°

P PROJECTION

照片框

ORDER INFORMATION

MISB-SWFXMM7248-5B-LF

SERIES

NON

90°SMT

FEMALE

LEADFREE

5 PIN B TYPE

METAL FOOT 7.2mm+4.85mm

FLANGE

DESCRIPTION: