

Features:

- Available in 2 thru 24 circuits
- Material: UL 94V-0 + 30% GF
- .025"(0.64mm) square pins
- Tin-plated brass pin

Specifications:

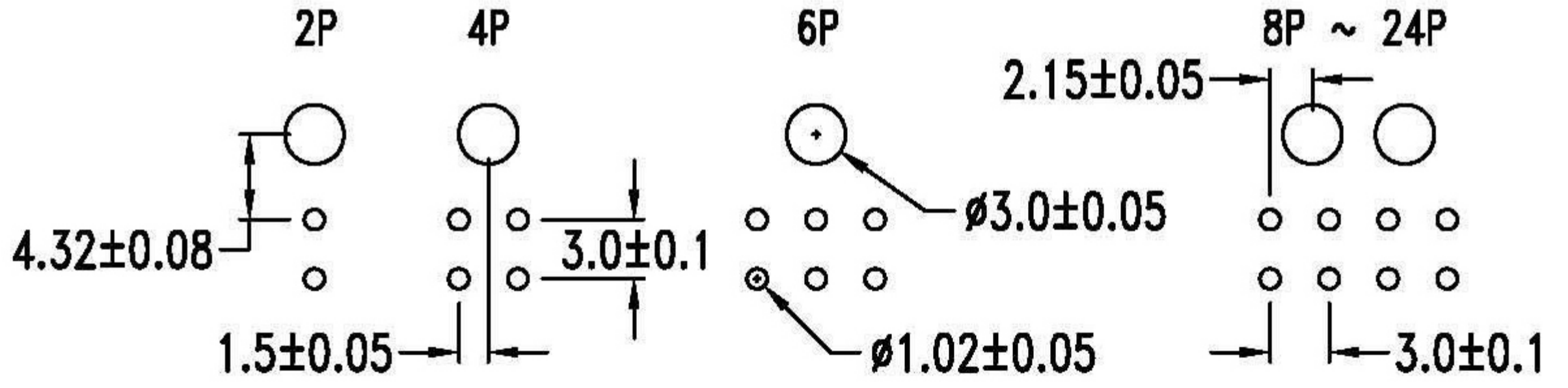
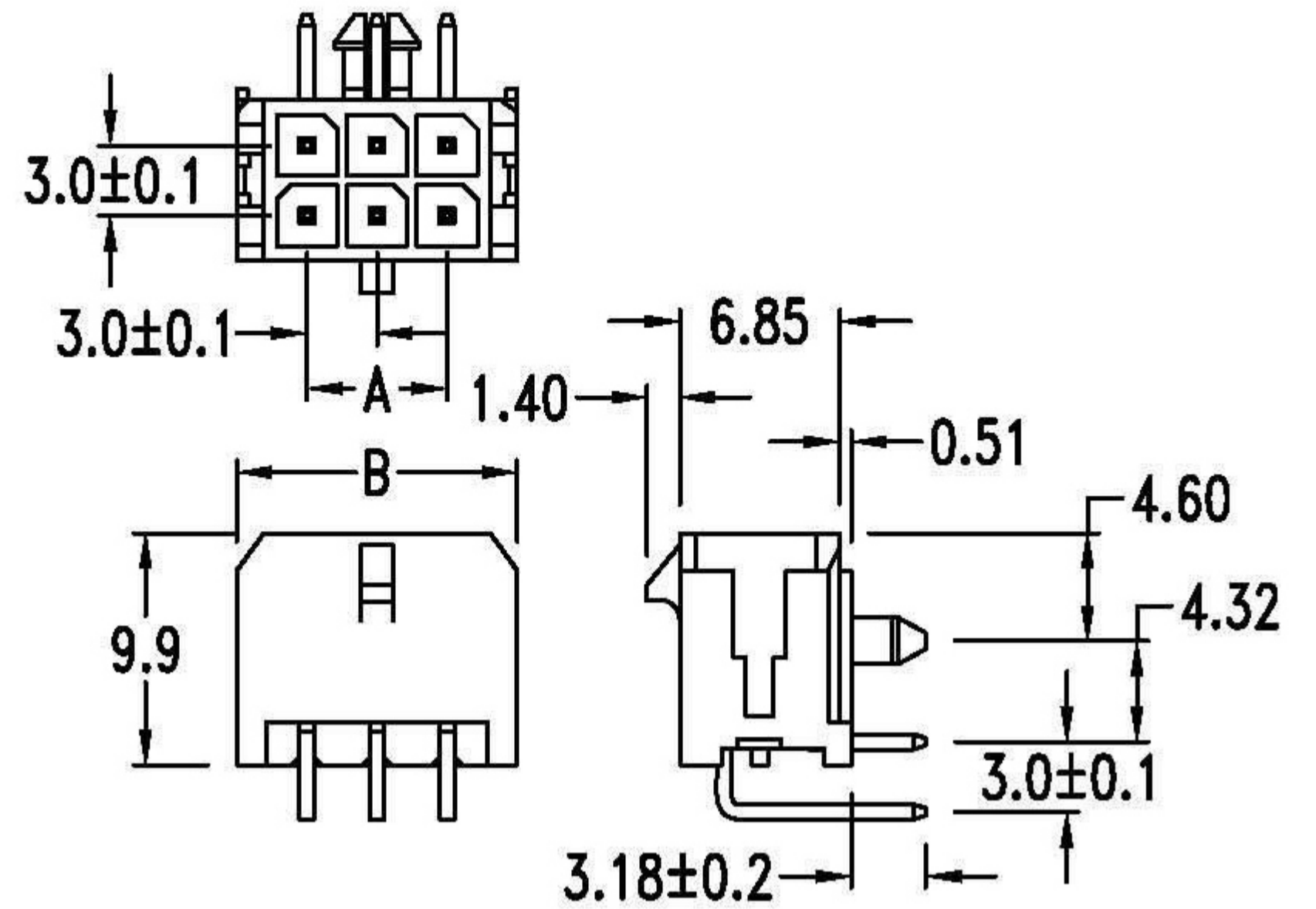
- Current rating:

Wire size	# 20	# 22	# 24	# 26	# 28	# 30
Ampere	5 A	5 A	4 A	3 A	2 A	1 A

- Voltage rating: 250V
- Contact resistance: 10mΩ Max.
- Dielectric strength: 1500V AC/minute
- Temperature rise: 30°C max.

(carry rated current load)

MIF-PRPG15-2Xxx-LF
 G15:GOLD 15u LEADFREE



PCB Layout: Component side

Recommended PCB thickness:.062"(1.57mm)

RoHS Compliant

Dimensional Information

Circuits	Dim. A	Dim. B	Circuits	Dim. A	Dim. B	Circuits	Dim. A	Dim. B	Circuits	Dim. A	Dim. B	Circuits	Dim. A	Dim. B	Circuits	Dim. A	Dim. B
2		6.65	6	6.0	12.65	10	12.0	18.65	14	18.0	24.65	18	24.0	30.65	22	30.0	36.65
4	3.0	9.65	8	9.0	15.65	12	15.0	21.65	16	21.0	27.65	20	27.0	33.65	24	33.0	39.65



PART NO. MIF-PRPG15-2Xxx

DWG NO. MIF-PRPG15-2Xxx

FILE NO.

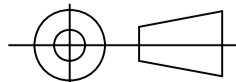
UNIT / mm

SCALE 1:1

CHECKED BY CY

DRAWING BY

PROJECTION



TOLERANCES ARE

.X ± 0.2

.XX ± 0.1

.XXX ±

AWG

DESCRIPTION:

AREA

REVISIONS

HK

DATE

煜倫股份有限公司