

RoHS Compliant

TOLERANCES ARE

MORETHANALL
PCB CONNECTORS
Cable ASSEMBLIES

DRAWING BY CY

X, ±

CHECKED BY GENIUS

.X ±

UNIT / mm SCALE 1 : 1


.XX ±

DATE

.XXX ±

SIZE A4 PROJECTION

ANG ±



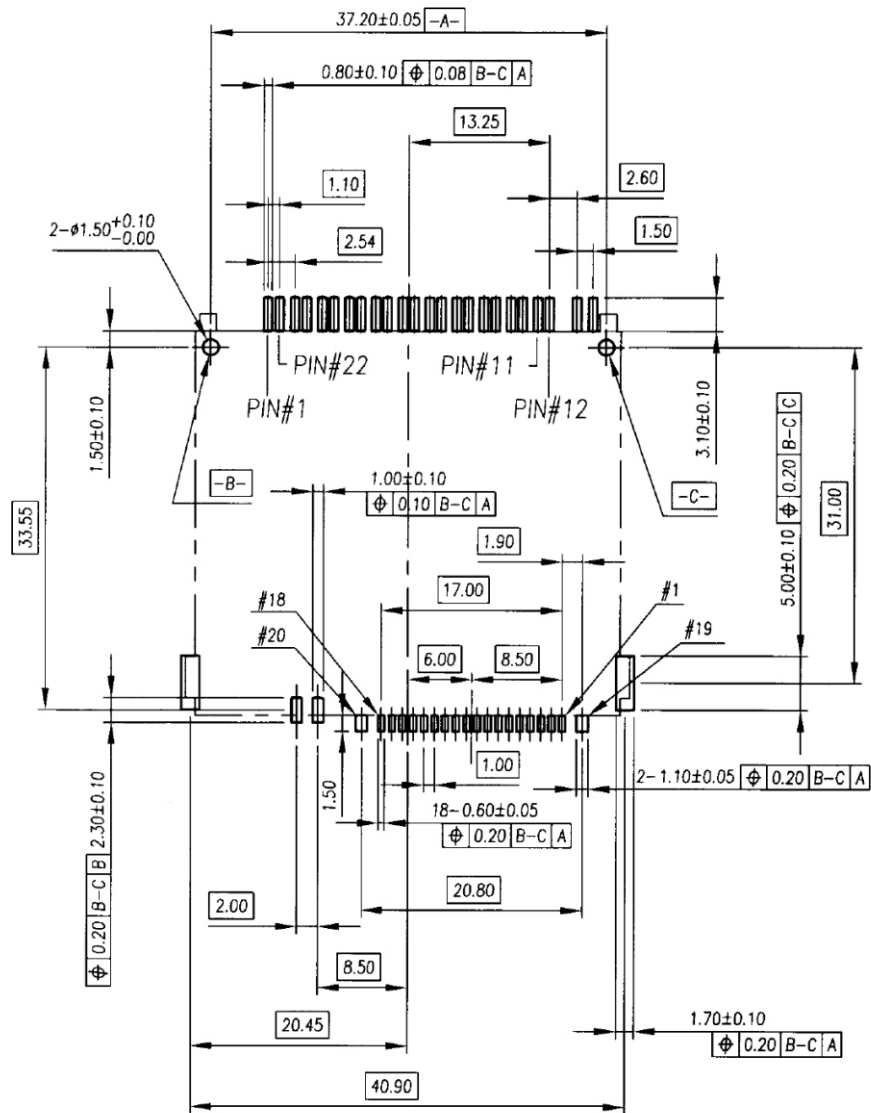
ORDER INFORMATION

MHC-W37-201-LF
SERIES | LEADFREE
2 IN 1
POST TO POST 37.20mm
90°SMT

煜倫股份有限公司

www.morethanall.com

DESCRIPTION:



P.C.B Layout

NOTES:

1.Material:

Housing:Thermoplastic UL94V-0

Color:Black

Contact:Phosphor Bronze.

Tin 100u" at Solder Tail,See "Ordering Information" for Contact Area Plating

Cover:Brass, Nickel plating for all.

2.Specification:

A.Electrical Characteristics:

A-1.Contact Resistance: 40 Milliohms Max.

A-2.Dielectric Withstanding Voltage: 500 VAC Max With 1 Minute

A-3.Insulation Resistance:1000 Megaohms Min.

A-4.Current Rating:1 A AC/DC MAX. Rated Voltage:500 V RMS Min.

B.Mechanical Characteristics:

B-1.Insertion Force:9.80 N Max.

B-2.Separation Force:1.47 N Min.

B-3.Contact Retention Force:0.98 N Min. Per Contact

B-4.Operating Temperature:-20°C~+60°C

SSFDC				XD			
PIN	NAME	PIN	NAME	PIN	NAME	PIN	NAME
1	VSS	12	VCC	1	GND	12	D2
2	CLE	13	IO-4	2	R/B#	13	D3
3	ALE	14	IO-5	3	RE#	14	D4
4	/WE	15	IO-6	4	CE#	15	D5
5	/WP	16	IO-7	5	CLE	16	D6
6	IO-0	17	LVD	6	ALE	17	D7
7	IO-1	18	GND	7	WE#	18	VCC
8	IO-2	19	R/B	8	WP#	19	CD#
9	IO-3	20	/RE	9	GND	20	NC
10	VSS	21	/CE	10	DO		
11	VSS	22	VCC	11	D1		

RoHS Compliant

TOLERANCES ARE

MORETHANALL
PCB CONNECTORS
Cable ASSEMBLIES
煜倫股份有限公司

DRAWING BY CY

CHECKED BY GENIUS

UNIT / mm SCALE 1 : 1

DATE

SIZE A4

X, ±


.X ±

.XX ±

.XXX ±

ANG ±

P PROJECTION



ORDER INFORMATION

MHC-W37-201-LF

SERIES | LEADFREE

2 IN 1

POST TO POST 37.20mm

90°SMT

DESCRIPTION:

www.morethanall.com