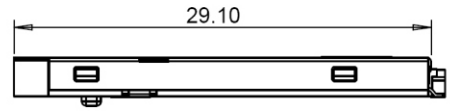
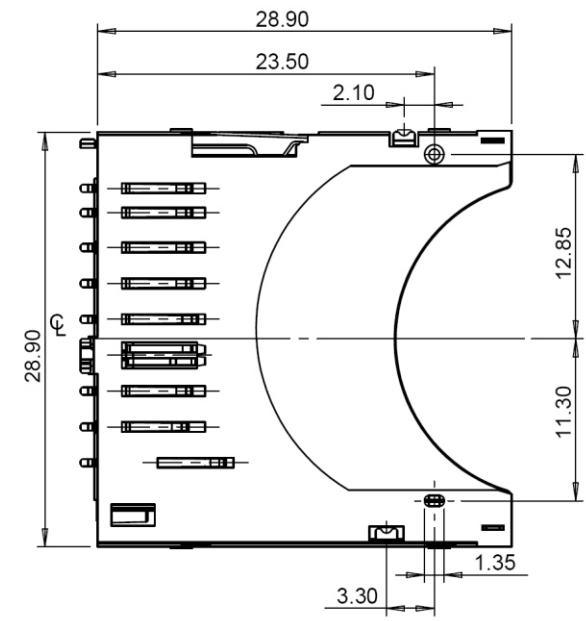
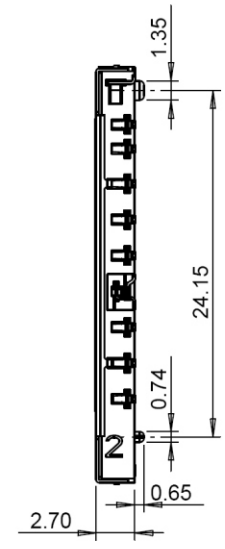
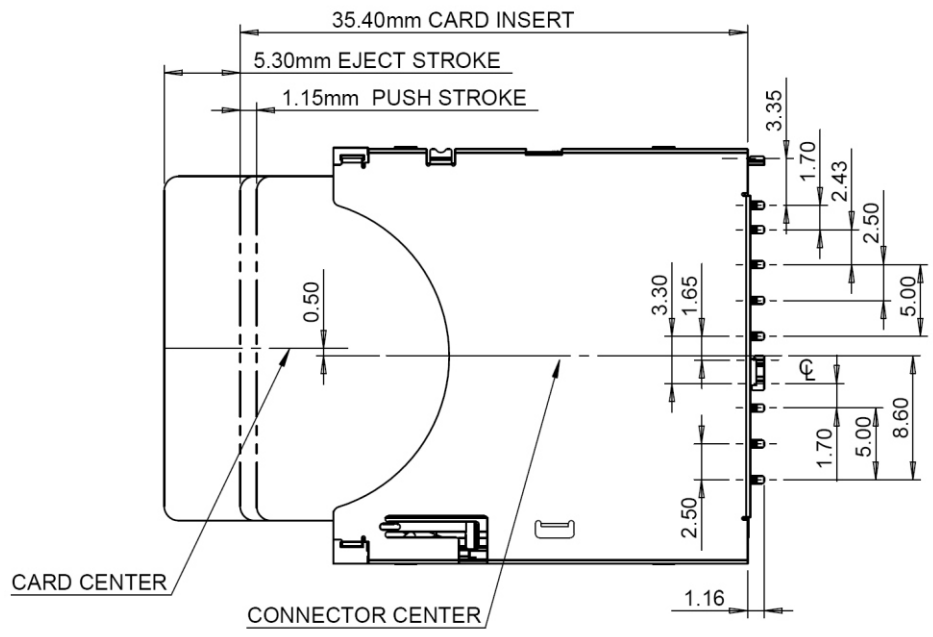


1 2 3 4 5 6 7 8 9 0

J
I
H
G
F
E
D
C
B
A

NOTES:
 1. MATERIAL:
 INSULATOR: HIGH TEMPRATURE THERMOPLASTIC,
 UL94V-0, BLACK
 CONTACT: PHOSPHOR BRONZE
 GROUND: PHOSPHOR BRONZE
 COVER: STAINLESS STEEL
 2. PLATING:
 CONTACT AREA: 10μ" Au PLATED OVER Ni
 SOLDER AREA: 160μ" Sn PLATED OVER Ni
 GROUND: 160μ" Sn PLATED OVERALL
 COVER SOLDER AREA: GOLD FLASH



MHC-W24-301-LF
LEADFREE

RoHS Compliant



PART NO. MHC-W24-301

DWG NO. MHC-W24-301

CHECKED BY CY

TOLERANCES ARE

DESCRIP TION:

煜倫股份有限公司

FILE NO.

DRAWING BY

.X ± 0.2
.XX ± 0.1
.XXX ±
AWG

UNIT / mm

SCALE 1:1

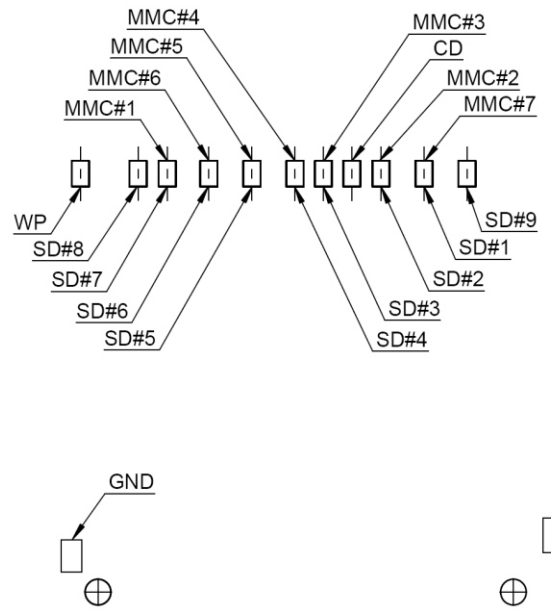
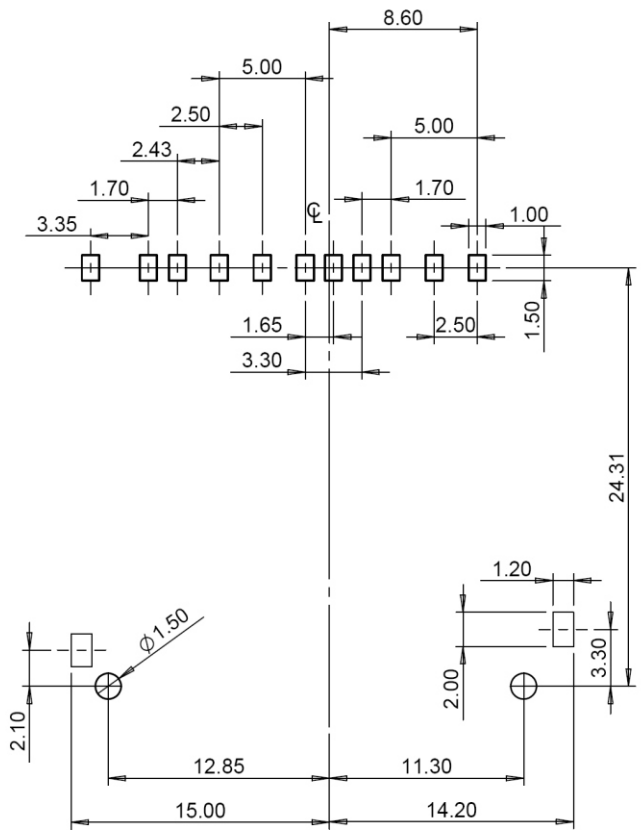
PROJECTION

AREA

REVISIONS

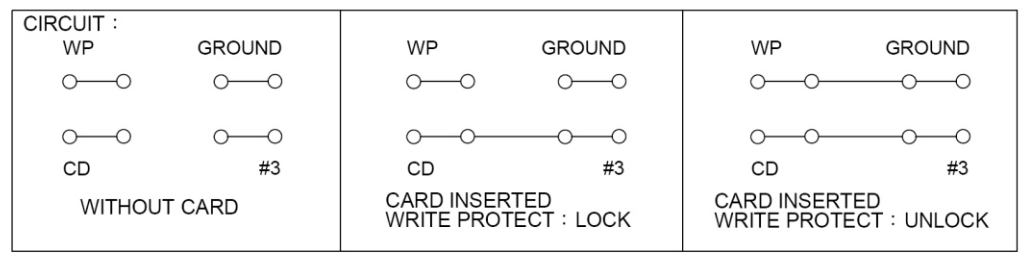
HK

DATE



Pin Assignment	
SD	MMC
SD#1 (DAT3)	MMC#7 (DAT)
SD#2 (CMD)	MMC#2 (CMD)
SD#3 (VSS1)	MMC#3 (VSS1)
SD#4 (VDD)	MMC#4 (VDD)
SD#5 (CLK)	MMC#5 (CLK)
SD#6 (VSS2)	MMC#6 (VSS2)
SD#7 (DAT0)	MMC#1 (DAT)
SD#8 (DAT1)	
SD#9 (DAT2)	
CD	CARD DETECT INDICATION
WP	WRITE PROTECT

RECOMMENDED PCB LAYOUT



PART NO. MHC-W24-301

DWG NO. MHC-W24-301

FILE NO.

UNIT / mm

SCALE 1:1

CHECKED BY CY

DRAWING BY

PROJECTION

TOLERANCES ARE

.X ± 0.2
.XX ± 0.1
.XXX ±
AWG

DESCRIP TION:

AREA	REVISIONS	HK	DATE
------	-----------	----	------

煜倫股份有限公司