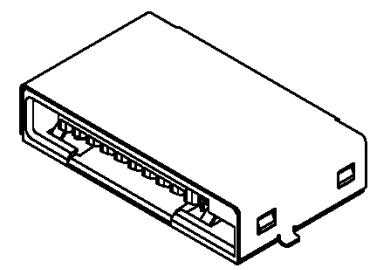
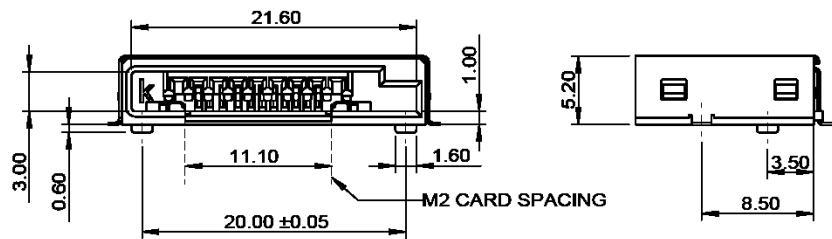


- NOTES :
1. MATERIAL :
INSULATOR : PA9T UL 94V-0, IVORY
CONTACT : COPPER ALLOY
 2. PANTING
CONTACT: 10u"MIN. Au OVER 50u"MIN. NICKEL
SOLDER TAIL: 100u"MIN. Sn OVER NICKEL
 3. APPLICATION:
MS & MS Duo & MS PRO & MS PRO Duo & MagicGate MS Duo & MS I/O Expansion & MS-ROM & MS Duo-ROM & MagicGate MS Memory Stick micro



MHC-W20XA-1001-LF
LEADFREE
RoHS Compliant



MORE THAN ALL
CONNECTORS
ASSEMBLIES

PART NO. MHC-W20XA-1001

DWG NO. MHC-W20XA-1001

CHECKED BY CY

TOLERANCES ARE

DESCRIP TION:

FILE NO.

DRAWING BY

.X ± 0.2
.XX ± 0.1
.XXX ±
AWG

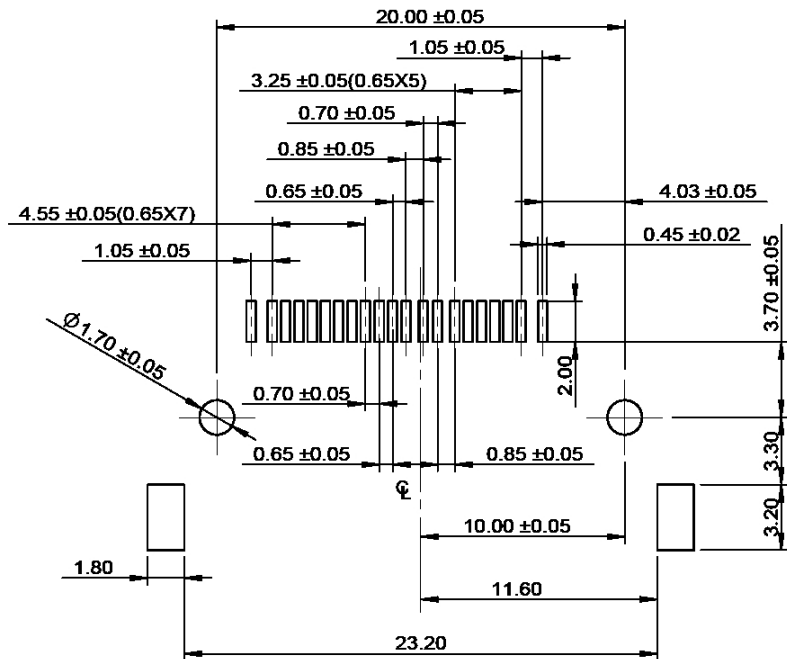
AREA	REVISIONS	HK	DATE
------	-----------	----	------

煜倫股份有限公司

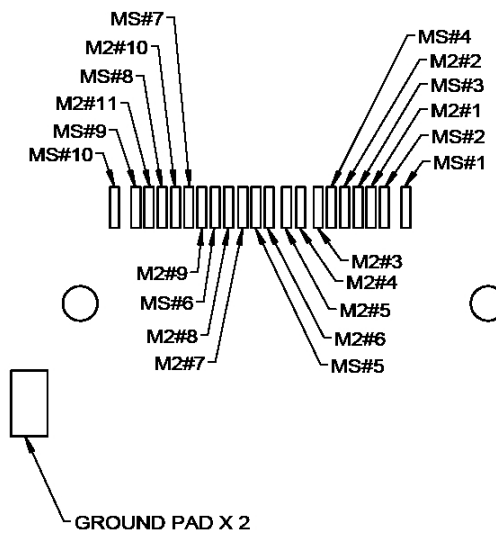
UNIT / mm

SCALE 1:1

PROJECTION



RECOMMEND PCB LAYOUT



PIN DEFINITION

MS#1	VSS	M2#1	BS
MS#2	BS	M2#2	DATA1
MS#3	DATA1	M2#3	DATA0
MS#4	SDIO/DATA0	M2#4	DATA2
MS#5	DATA2	M2#5	INS
MS#6	INS	M2#6	DATA3
MS#7	DATA3	M2#7	SCLK
MS#8	SCLK	M2#8	VCC
MS#9	VCC	M2#9	VSS
MS#10	VSS	M2#10	RESERVOD
		M2#11	RESERVOD



PART NO. MHC-W20XA-1001

DWG NO. MHC-W20XA-1001

CHECKED BY CY

TOLERANCES ARE

DESCRIP TION:

FILE NO.

DRAWING BY

.X ± 0.2
.XX ± 0.1
.XXX ±
AWG

AREA

REVISIONS

HK

DATE

煜倫股份有限公司

UNIT / mm

SCALE 1:1

PROJECTION

