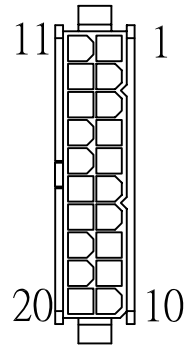
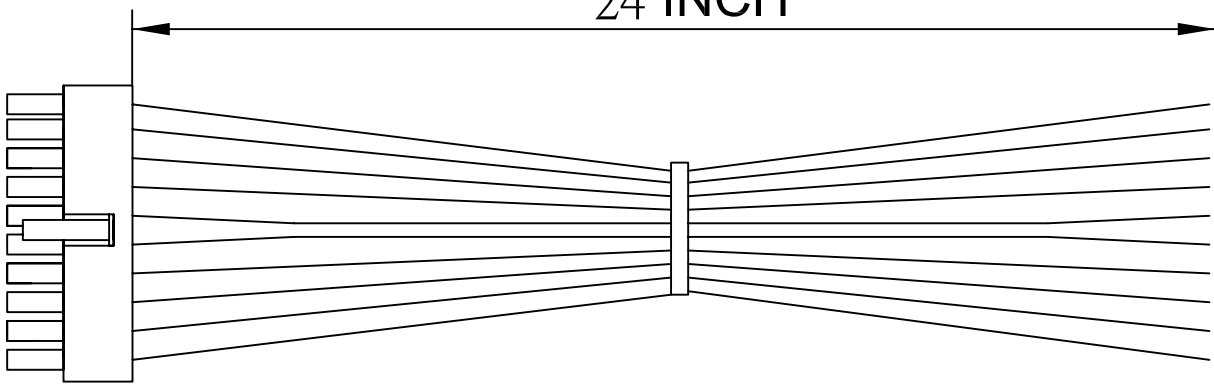
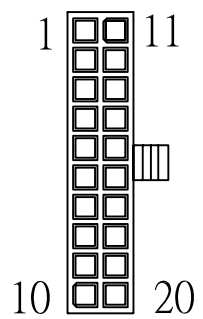


24 INCH



P1

P2

MX 4.2-2*10PH MALE

MX 4.2-2*10PH FEMALE

WIRING DIAGRAM

	P1		P2		P1		P2
OR	1	—	1	OR	11	—	11
OR	2	—	2	BL	12	—	12
BK	3	—	3	BK	13	—	13
RD	4	—	4	GR	14	—	14
BK	5	—	5	BK	15	—	15
RD	6	—	6	BK	16	—	16
BK	7	—	7	BK	17	—	17
GR	8	—	8	WH	18	—	18
P.P	9	—	9	RD	19	—	19
YE	10	—	10	RD	20	—	20

MFX2-B10C1-EN24N-LF
LEADFREE

RoHS Compliant

PACKAGE:

3	TERMINAL	20	PCS	MX4.2-TP-F
2	HOUSING	1	PCS	MX4.2-2*10PH-FEMALE
3	TERMINAL	20	PCS	MX4.2-TP-F
2	HOUSING	1	PCS	MX4.2-2*10PH-MALE
1	CABLE	20	PCS	UL 1007 22AWG 610*4*4mm
NO.	PART NO.	Q'TY	UNITS	DESCRIPTION



PART NO. MFX2-B10C1-EN24N

DWG NO. MFX2-B10C1-EN24N

FILE NO.

CHECKED BY CY

DRAWING BY

TOLERANCES ARE
.X ± 0.2
.XX ±
.XXX ±
AWG

DESCRIPTION: MX4.2-2*10PH M/F L:24 INCH

焯倫股份有限公司

UNIT / mm

SCALE 1:1

PROJECTION

AREA	REVISIONS	HK	DATE