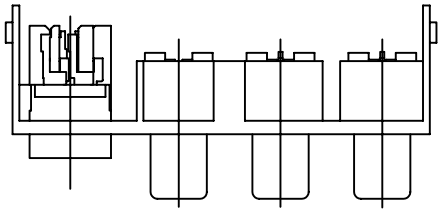

S Jack Terminal No.

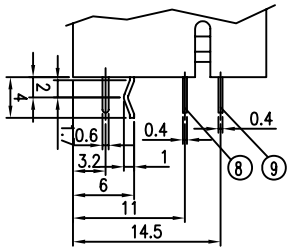

Detail dimensions of terminal(S=3:1)

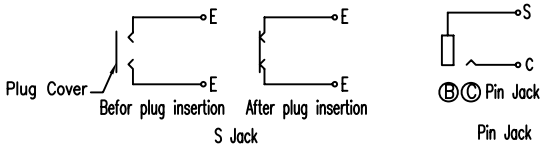

CIRCUIT

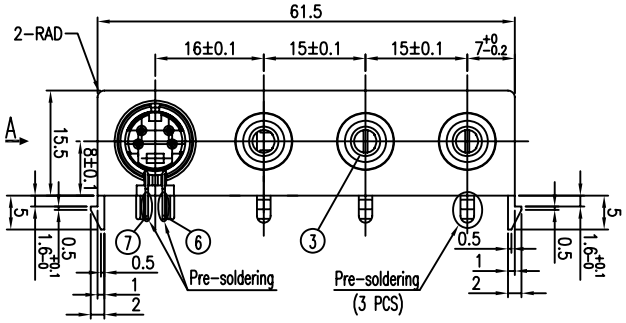

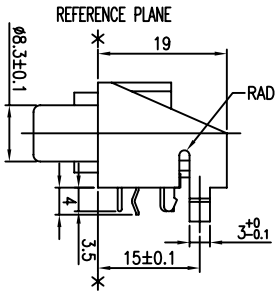

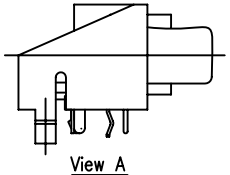

View A

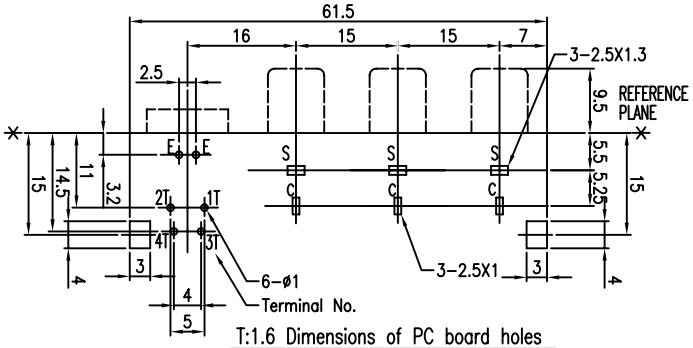

T:1.6 Dimensions of PC board holes

Tolerance : ±0.1(Printed-bottom view)

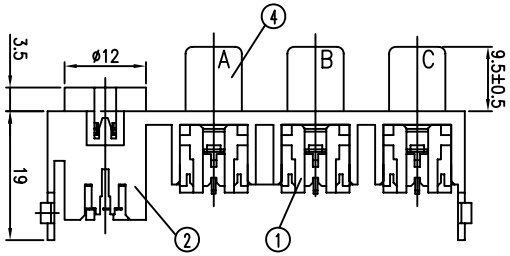

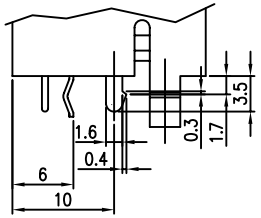

Ⓐ Pin Jack
Detail dimensions of terminal(S=3:1)

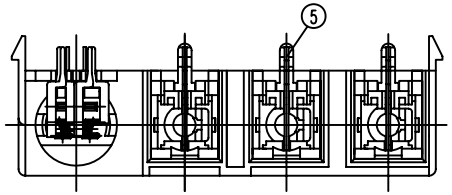

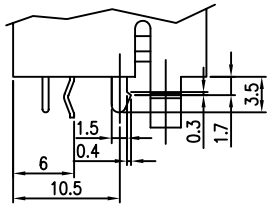

Ⓑ Ⓒ Pin Jack
Detail dimensions of terminal(S=3:1)

UNLESS OTHERWISE SPECIFIED, TOLERANCE ON DECIMAL: ±0.3

LTR	PART NAME	QTY	MATERIAL	REMARK
9	CENTER CONTACT-2	2	C5210 t=0.4	MB:Cu Ag PLATED
8	CENTER CONTACT-1	2	C5210 t=0.4	MB:Cu Ag PLATED
7	GROUND CONTACT-R	1	C5191 t=0.4	MB:Cu NI PLATED with Sn dip
6	GROUND CONTACT-L	1	C5191 t=0.4	MB:Cu NI PLATED with Sn dip
5	CENTER CONTACT	3	C2680 t=0.6	MB:Cu Sn PLATED
4	OUTER CONTACT	3	C2680 t=0.4	MB:Cu NI PLATED with Sn dip
3	WASHER	3	ABS	
2	COVER	1	ABS	
1	HOUSING	3	PPHOX	

RoHS Compliant

MORETHANALL PCB CONNECTORS Cable ASSEMBLIES

煜倫股份有限公司

www.morethanall.com

DRAWING BY CY		TOLERANCES ARE
CHECKED BY GENIUS		X. ±
UNIT / mm	SCALE 1 : 1	.X ±
		.XX ±
DATE		.XXX ±
		ANG ±
SIZE A4	PPOJECTION	

照片框

ORDER INFORMATION

MDRCA4-FR-0406-LF

SERIES — FEMALE — DIP 90° — 04 TO 06 WAY — LEADFREE

DESCRIPTION: S JACK+PIN JACK