

1 2 3 4 5 6 7 8 9 0

J

I

H

G

F

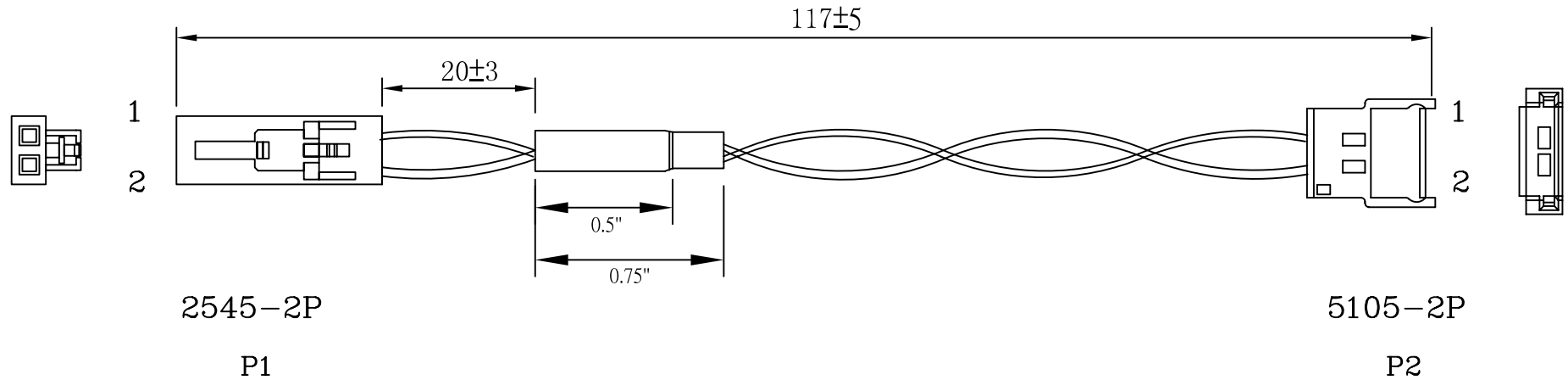
E

D

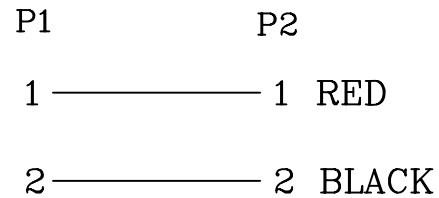
C

B

A



WIRING DIAGRAM



8	TUBE	1	PCS	0.75" HEAT SHRINK TUBE
7	TUBE	1	PCS	0.5" HEAT SHRINK TUBE
6	HOUSING	1	PCS	5105-2P
5	HOUSING	1	PCS	2545-2P
4	TREMINAL	2	PCS	5105-T
3	TREMINAL	2	PCS	2545-T
2	CABLE	1	PCS	UL1430 26AWG 120*3*2mm BLACK
1	CABLE	1	PCS	UL1430 26AWG 120*3*2mm RED
NO.	PART NO.	Q'TY	UNITS	DESCRIPTION



PART NO. MCGPR-0202-A4N6

DWG NO. MCGPR-0202-A4N6

FILE NO.

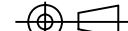
UNIT / mm

SCALE 1:1

CHECKED BY CY

DRAWING BY

PROJECTION



TOLERANCES ARE

.X ± 0.2
.XX ±
.XXX ±
AWG

DESCRIP TION:

AREA

REVISIONS

HK

DATE

煜倫股份有限公司