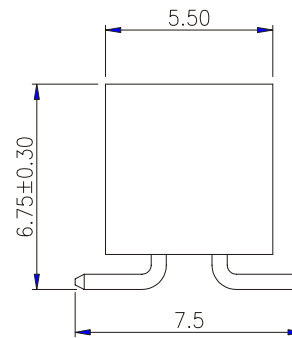
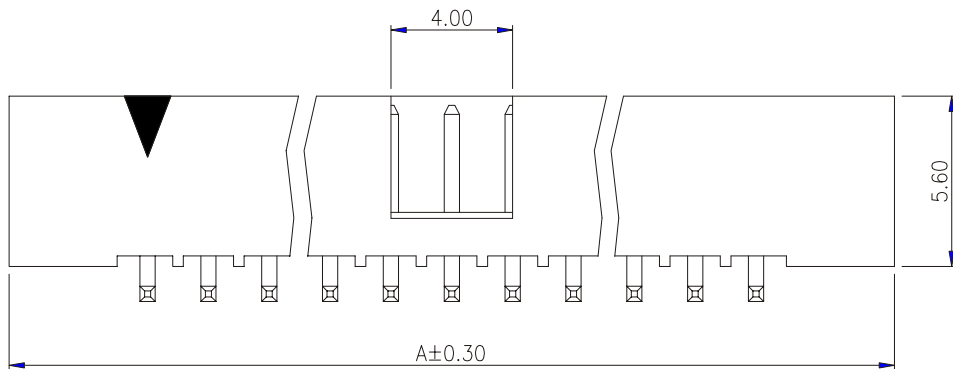


PCB Layout
(Top View)



| Dimension | | | |
|-----------|-------|-------|-------|
| Pos. | A | B | C |
| 06 | 13.20 | 12.10 | 4.00 |
| 08 | 15.20 | 14.10 | 6.00 |
| 10 | 17.20 | 16.10 | 8.00 |
| 12 | 19.20 | 18.10 | 10.00 |
| 14 | 21.20 | 20.10 | 12.00 |
| 16 | 23.20 | 22.10 | 14.00 |
| 18 | 25.20 | 24.10 | 16.00 |
| 20 | 27.20 | 26.10 | 18.00 |
| 22 | 29.20 | 28.10 | 20.00 |
| 24 | 31.20 | 30.10 | 22.00 |
| 26 | 33.20 | 32.10 | 24.00 |

| Dimension | | | |
|-----------|-------|-------|-------|
| Pos. | A | B | C |
| 28 | 35.20 | 34.10 | 26.00 |
| 30 | 37.20 | 36.10 | 28.00 |
| 32 | 39.20 | 38.10 | 30.00 |
| 34 | 41.20 | 40.10 | 32.00 |
| 36 | 43.20 | 42.10 | 34.00 |
| 40 | 47.20 | 46.10 | 38.00 |
| 44 | 51.20 | 50.10 | 42.00 |
| 50 | 57.20 | 56.10 | 48.00 |
| 60 | 67.20 | 66.10 | 58.00 |
| 64 | 71.20 | 70.10 | 62.00 |
| 68 | 75.20 | 74.10 | 66.00 |

RoHS Compliant

TOLERANCES ARE

MORETHANALL
PCB CONNECTORS
Cable ASSEMBLIES

DRAWING BY CY

CHECKED BY GENIUS

UNIT/mm


SCALE 1:1

DATE

SIZE A4

X, ±
.X ±
.XX ±
.XXX ±
ANG ±

PJECTION



ORDER INFORMATION

MB-V-xxx-LF
SERIES | LEADFREE
006~068 WAY
180°SMT

煜倫股份有限公司

www.morethanall.com

DESCRIPTION: 2.00mm Box Header PCB Surface Mount Type Dual Rows