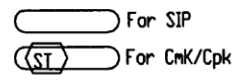
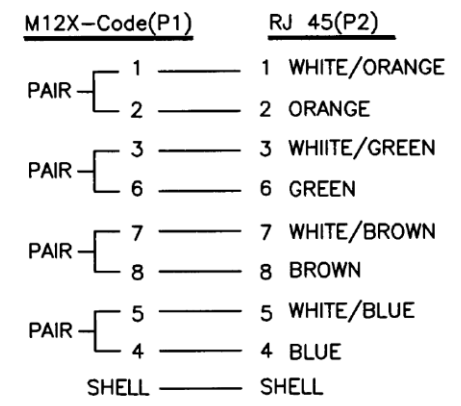


NOTE:
 1.CABLE ASSEMBLY MUST BE RoHS COMPLIANT.
 2.CABLE MUST BE OPEN,SHORT,MISWIRE 100% TEST.
 3.ELECTRIC TEST:
 A.VOLTAGE: 300V DC.
 B.CONTACT RESISTANCE: 5 ohm Max.
 C.INSULATION RESISTENCE:2M ohm Min.

WIRING DIAGRAM



ITEM	PART	DESCRIPTION
1	CONNECTOR	M12:X-Code Female Connector RJ45:8P8C Connector
2	Contact	M12:X-Code:BRASS(C3604-EH) 15u" Gold RJ45:Phosphor Bronze Gold 50u"
3	Front body	M12:PA66(GF25%) UL94V-0 RJ45:Polycarbonate, rated UL 94V-0
4	∅6.4 mm O-ring seal	Silicon rubber UL94V-0
5	∅14.9 mm O-ring seal	Silicon rubber UL94V-0 NBR
6	Female coupling nut panel_rivet	BRASS(C3604-EH)
7	Bottom Holder	Zinc Alloy 50u" min. Nickel
8	NUT	BRASS (C3600-EH) 50u"~100u" Nickel
9	Cable holder	BRASS (C3604-EH) 50u" min. Nickel
10	CABLE	CAT 6A 26 AWG Jacket: TPU Jacket, Light Green OD: 6.2
11	Rubber Boot	RJ45:PVC

RoHS Compliant

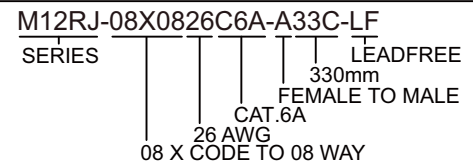
TOLERANCES ARE

MORETHANALL
 PCB CONNECTORS
 Cable ASSEMBLIES
煜倫股份有限公司
 www.morethanall.com

DRAWING BY	CY	X. ± 0.50
CHECKED BY	GENIUS	.X ± 0.30
UNIT / mm	SCALE 1 : 1	.XX ± 0.20
DATE		.XXX ±
SIZE A4	PJECTION	ANG ±



ORDER INFORMATION



DESCRIPTION: