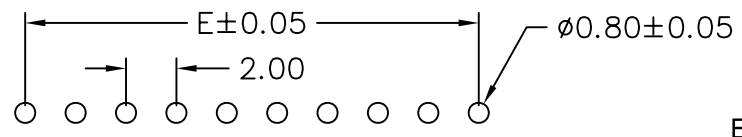
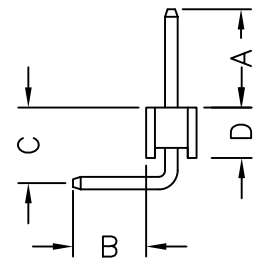
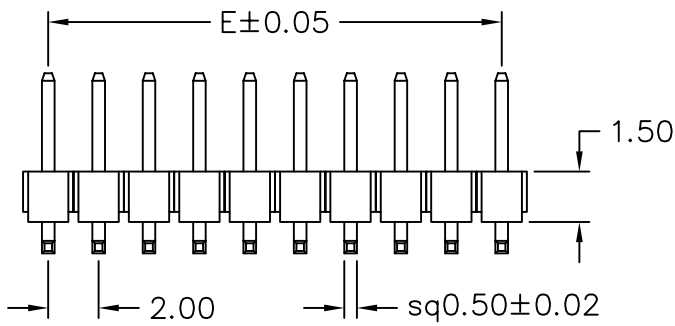
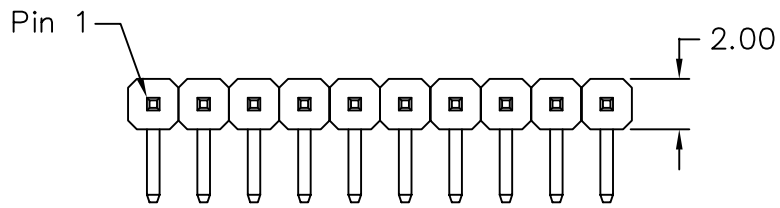


1 2 3 4 5 6 7 8 9 0

J  
I  
H  
G  
F  
E  
D  
C  
B  
A



Recommended P.C.B Layout

M-RB353930-1Xxx-LF  
 BASE 1.5mm CONTACT 35: 3.5mm LEADFREE  
 HEIGHT 39: 3.9mm DIP 30: 3.0mm

**MATERIAL**  
 Insulator : 30% Glass fiber PBT  
 Contact Pin : Brass

**SPECIFICATION**  
 Current Rate : 1 AMP  
 Insulation Resistance : 5000MΩMin. at DC 500V  
 Contact Resistance : 20mΩMax. at DC 100mA  
 Dielectric Voltage : AC 500V for one minute  
 Operation Temperature : -40°C to + 105°C

POLES	DIM E	POLES	DIM E
		21	40.00
2	2.00	22	42.00
3	4.00	23	44.00
4	6.00	24	46.00
5	8.00	25	48.00
6	10.00	26	50.00
7	12.00	27	52.00
8	14.00	28	54.00
9	16.00	29	56.00
10	18.00	30	58.00
11	20.00	31	60.00
12	22.00	32	62.00
13	24.00	33	64.00
14	26.00	34	66.00
15	28.00	35	68.00
16	30.00	36	70.00
17	32.00	37	72.00
18	34.00	38	74.00
19	36.00	39	76.00
20	38.00	40	78.00

If you need other dimensions, please fill out Dim A/B/C or contact our sales representatives.

DIM A	DIM B	DIM C
3.5	3.0	3.9

RoHS Compliant



PART NO. M-RB353930-1Xxx	
DWG NO. M-RB353930-1Xxx	
FILE NO.	
UNIT / mm	SCALE 1:1

APPROVED BY	CY
DRAWING BY	
PROJECTION	

TOLERANCES ARE	
.0	=±.30
.00	=±.20
.000	=±.XXX
.0000	=±.
ANG.	=±3°

DESCRIPTION:	PIN HEADER 2.00*2.00mm RIGHT ANGLE TYPE, SINGLE ROW			
	AREA	REVISIONS	HK	DATE

煜倫股份有限公司